

WEISER

WELCOME HOME SERIES



Welcome Home SERIES®

For Standard Duty

- ANSI/BHMA A156.2, Grade 2.
- Residential Lifetime Mechanical warranty.
- Residential Lifetime Finish warranty.



HUNTINGTON (HT)
US-3, 15, 26D



PHOENIX (P)
US-3, 11P, 15



TROY (T)
US-3, 5, 11P, 15

Function	No.	Operation
INACTIVE TRIM	GA12	For doors where only a pull is required. No operation.
PASSAGE/HALL/CLOSET	GA101	Both knobs always free.
PRIVACY/BED/BATH	GA331	Both knobs locked or unlocked by turn button inside. Outside knob unlocked by emergency key.
KEYED ENTRY	GA531	Both knobs locked or unlocked by key outside or turn button inside.

SPECIFICATIONS

DOOR THICKNESS:	1-3/8" to 1-3/4"
BACKSET:	6L - Adjustable 2-3/8" to 2-3/4" with square face/round face/drive-in face
BORE:	2-1/8" x 1"
ROSE:	2-5/8"
CYLINDER:	5-pin WEISER keyway (not Kwikset)
KEY BLANK:	1555
FINISHES:	US-3 Polished Brass US-3BR* Lifetime Polished Brass US-5 Antique Brass US-11P Venetian Bronze US-15 Satin Nickel


*3BR Finish is available on the following functions: GA531.

HOW TO ORDER: Specify,

Function:	GA531	Keyed Entry
Design:	T	Troy
Finish:	US-3	Polished Brass
Latch:	6L	Adjustable

Not all functions are available in all designs/finishes.

If you don't see the Weiser you need please give us a call. If we don't have it we can get it.



ALL WEISER LOCKS THAT WE STOCK ONLY HAVE THE WEISER KEYWAY (1555). WE DO NOT STOCK THE WEISER LOCKS WITH THE KWIKSET KEYWAY (KW1)

WEISER

WELCOME HOME SERIES

WEISER
SECURITY & INNOVATION SINCE 1964

For Standard Duty

- ANSI/BHMA A156.2, Grade 2.
- Residential Lifetime Mechanical warranty.
- Residential Lifetime Finish warranty.

Welcome Home SERIES®



ASPEN (A)
US-11P, 15



TOLUCA (TC)
US-3, 5, 11P, 15

Function	No.	Operation
INACTIVE TRIM	GLA12	For doors where only a pull is required. No operation.
PASSAGE/HALL/CLOSET	GLA101	Both levers always free.
PRIVACY/BED/BATH	GLA331	Both levers locked or unlocked by turn button inside. Outside lever unlocked by emergency key.
KEYED LEVER	GLA535	Both levers locked or unlocked by key outside or turn button inside.

The Toluca is the same design as Kwikset's Tustin. Therefore you can use the Kwikset's TNL for the passage, privacy and dummy.

SPECIFICATIONS

DOOR THICKNESS:	1-3/8" to 1-3/4"
BACKSET:	6L - Adjustable 2-3/8" to 2-3/4" with square face/round face/drive-in face
BORE:	2-1/8" x 1"
ROSE:	2-5/8"
CYLINDER:	5-pin WEISER keyway (not Kwikset)
KEY BLANK:	1555
FINISHES:	US-3 Polished Brass US-3BR* Lifetime Polished Brass US-5 Antique Brass US-11P Venetian Bronze US-15 Satin Nickel


*3BR Finish is available on the following functions: GLA535.

HOW TO ORDER: Specify,

Function:	GLA535	Keyed Entry
Design:	A	Aspen
Finish:	US-15	Satin Nickel
Latch:	6L	Adjustable

Not all functions are available in all designs/finishes.

If you don't see the Weiser you need please give us a call. If we don't have it we can get it.



**ALL WEISER LOCKS THAT WE STOCK ONLY HAVE THE WEISER KEYWAY (1555).
WE DO NOT STOCK THE WEISER LOCKS WITH THE KWIKSET KEYWAY (KW1)**

©ZIPF LOCK COMPANY

The new style Weiser locks above are on the Kwikset Chassis BUT have the WEISER keyway.
We have a limited supply of the "old" Weiser locks on the Weiser chassis at great savings, see pages 232-240.

225_{v2}
(PL-14)

WEISER

ELEMENTS SERIES

For Standard Duty

- ANSI/BHMA A156.2, Grade 3.
- Residential 25-Year Mechanical Warranty.
- Residential 10-Year Finish Warranty.



elements SERIES™



BEVERLY (B)
US-3, 26D



FAIRFAX (F)
US-3, 11P, 15



YUKON (Y)
US-3, 11P, 15, 26D

Function	No.	Operation
INACTIVE TRIM	GAC12	For doors where only a pull is required. No operation.
PASSAGE/HALL/CLOSET	GAC101	Both knobs always free.
PRIVACY/BED/BATH	GAC331	Both knobs locked or unlocked by turn button inside. Outside knob unlocked by emergency key.
KEYED ENTRY	GAC531	Both knobs locked or unlocked by key outside or turn button inside.
STOREROOM/VESTIBULE	GAC581	Outside knob only unlocked while key is turned. Inside knob always free.

SPECIFICATIONS


DOOR THICKNESS:	1-3/8" to 1-3/4"
BACKSET:	6L - Adjustable 2-3/8" to 2-3/4" with square face/round face/drive-in face
BORE:	2-1/8" x 1"
ROSE:	2-19/32" for Beverly 2-5/8" for balance
FINISHES:	US-3 Polished Brass US-11P Venetian Bronze US-15 Satin Nickel US-26D Satin Chrome

HOW TO ORDER: Specify,

Function:	GAC531	Keyed Entry
Design:	B	Beverly
Finish:	US-3	Polished Brass
Latch:	6L	Adjustable

Not all functions are available in all designs/finishes.

If you don't see the Weiser you need please give us a call. If we don't have it we can get it.



**ALL WEISER LOCKS THAT WE STOCK ONLY HAVE THE WEISER KEYWAY (1555).
WE DO NOT STOCK THE WEISER LOCKS WITH THE KWIKSET KEYWAY (KW1)**

WEISER

ELEMENTS SERIES



elements SERIES™

For Standard Duty

- ANSI/BHMA A156.2, Grade 3.
- Residential 25-Year Mechanical Warranty.
- Residential 10-Year Finish Warranty.



Same as Kwikset Dorian (DNL).
Can use Dorian for passage,
privacy and dummy.

ALFINI
CALL FOR FINISH



Same as Kwikset Delta (DL).
Can use Delta for passage,
privacy and dummy.

KIM (K)
US-3, 26D

Function	No.	Operation
INACTIVE TRIM	GLC12	For doors where only a pull is required. No operation.
PASSAGE/HALL/CLOSET	GLC101	Both knobs always free.
PRIVACY/BED/BATH	GLC331	Both knobs locked or unlocked by turn button inside. Outside knob unlocked by emergency key.
KEYED ENTRY	GLC535	Both knobs locked or unlocked by key outside or turn button inside.


SPECIFICATIONS

DOOR THICKNESS:	1-3/8" to 1-3/4"
BACKSET:	6L - Adjustable 2-3/8" to 2-3/4" with square face/round face/drive-in face
BORE:	2-1/8" x 1"
ROSE:	2-19/32" for Beverly 2-5/8" for balance
FINISHES:	US-3 Polished Brass US-26D Satin Chrome

HOW TO ORDER: Specify,

Function:	GLC535	Keyed Entry
Design:	K	Kim
Finish:	US-3	Polished Brass
Latch:	6L	Adjustable
Not all functions are available in all designs/finishes.		

If you don't see the Weiser you need please give us a call. If we don't have it we can get it.



**ALL WEISER LOCKS THAT WE STOCK ONLY HAVE THE WEISER KEYWAY (1555).
WE DO NOT STOCK THE WEISER LOCKS WITH THE KWIKSET KEYWAY (KW1)**

©ZIPF LOCK COMPANY

The new style Weiser locks above are on the Kwikset Chassis BUT have the WEISER keyway.
We have a limited supply of the "old" Weiser locks on the Weiser chassis at great savings, see pages 232-240.

227 v2
(PL-14)

WEISER

KEYLESS HOME ACCESS SYSTEM

WEISER
SECURITY & INNOVATION SINCE 1987

6 locks per case.

Powerbolt Deadbolts


- 1" projection deadbolt latch with 1/4" diameter hardened steel free-turning roller.
- Easy to Install, Easy to Program, Easy to Use.
- Requires 4 "AA" alkaline batteries (not included).
- Residential 1-Year Electronic warranty.
- Residential Lifetime Mechanical warranty.
- Residential Lifetime Finish warranty.

Powerbolt

SPECIFICATIONS

DOOR THICKNESS: 1-3/8" to 2"
BACKSET: Adjustable 2-3/8" to 2-3/4"
BORE: 2-1/8" x 1"
BOLT THROW: 1"
FINISHES: US-15 Satin Nickel

NOTE: These locks have the WEISER keyway. We have a very limited supply because they are no longer manufactured with the Weiser keyway. The Weiser locks are now only available with the Kwikset keyway. Therefore, we will only be stocking Kwikset's 907 lock with the Kwikset keyway, when these are gone.



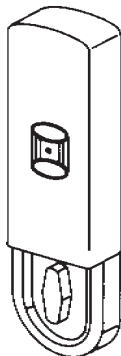
ED1460X
Inside



OUTSIDE

HOW TO ORDER: Specify,

Function: **ED1460X** Single Cylinder
 Finish: **US-15** Satin Nickel
 Latch: **AL** Adjustable



ED1470X
Inside

Stock No.
ED1460X

Operation


Single Cylinder Deadbolt-Deadbolt latch retracted by entering security code outside and extended by pushing lock button outside. Deadbolt latch extended and retracted by T-Turn on inside. Using key outside will retract deadbolt latch if needed.

ED1470X

Same as above except includes push button lock and unlock buttons on inside to extend or retract deadbolt.

Electronic Keyless Entry System

- Simply enter your personalized access code for convenient, quick and carefree entry.
- You may also program a temporary second code for a neighbor, cleaning crew, etc.
- Alarm sounds after 3 consecutive incorrect codes are entered.
- Easy-one touch locking.
- Heavy duty security deadbolt and strike plate resist break-ins.
- No wiring necessary (add 4 Alkaline "AA" batteries).
- Low battery indicator.
- Fits standard preparation on new doors.
- Easily replaces existing door hardware.



**ALL WEISER LOCKS THAT WE STOCK ONLY HAVE THE WEISER KEYWAY (1555).
 WE DO NOT STOCK THE WEISER LOCKS WITH THE KWIKSET KEYWAY (KW1)**

©ZIPF LOCK COMPANY

228_{v1}
(PL-14)

The new style Weiser locks above are on the Kwikset Chassis BUT have the WEISER keyway. We have a limited supply of the "old" Weiser locks on the Weiser chassis at great savings, see pages 232-240.

WEISER

WELCOME HOME SERIES DEADBOLTS



Welcome Home SERIES®

Heavy Duty Deadbolts

- ANSI/BHMA A156.5, Grade 2.
- Interior Turn Piece meets 4.13.9 ADA Requirements.
- Residential Lifetime Mechanical warranty.
- Residential Lifetime Finish warranty.



Stock No.	Operation
GD9471X	Single Cylinder
GD9371X	Double Cylinder

SPECIFICATIONS

DOOR THICKNESS:	1-3/8" to 1-3/4"										
BACKSET:	RL-Adjustable 2-3/8" to 2-3/4" with round corner face.										
BORE:	1-1/2" or 2-1/8" x 1"										
BOLT THROW:	1"										
STRIKE:	R2-Round Corner										
CYLINDER:	5-pin WEISER keyway (not Kwikset)										
KEY BLANK:	1555										
FINISHES:	<table border="0"> <tr> <td>US-3BR</td> <td>Lifetime Polished Brass</td> </tr> <tr> <td>US-5</td> <td>Antique Brass</td> </tr> <tr> <td>US-11P</td> <td>Venetian Bronze</td> </tr> <tr> <td>US-15</td> <td>Satin Nickel</td> </tr> <tr> <td>US-26D</td> <td>Satin Chrome</td> </tr> </table>	US-3BR	Lifetime Polished Brass	US-5	Antique Brass	US-11P	Venetian Bronze	US-15	Satin Nickel	US-26D	Satin Chrome
US-3BR	Lifetime Polished Brass										
US-5	Antique Brass										
US-11P	Venetian Bronze										
US-15	Satin Nickel										
US-26D	Satin Chrome										

HOW TO ORDER: Specify,

Function:	GD9471X	Single Cylinder
Finish:	US-3BR	Polished Brass
Latch:	RL	Adjustable

ELEMENTS SERIES DEADBOLTS



elements SERIES™

Standard Duty Deadbolts

- ANSI/BHMA A156.5, Grade 3.
- Interior Turn Piece meets 4.13.9 ADA Requirements.
- Residential 25-Year Mechanical Warranty.
- Residential 10-Year Finish Warranty.




Stock No.	Operation
GDC9471	Single Cylinder
GDC9371	Double Cylinder

SPECIFICATIONS

DOOR THICKNESS:	1-3/8" to 1-3/4"										
BACKSET:	RL-Adjustable 2-3/8" to 2-3/4" with round corner face.										
BORE:	1-1/2" x 1"										
BOLT THROW:	1"										
STRIKE:	R3-1/4" radius full lip										
CYLINDER:	5-pin WEISER keyway (not Kwikset)										
KEY BLANK:	1555										
FINISHES:	<table border="0"> <tr> <td>US-3BR</td> <td>Lifetime Polished Brass</td> </tr> <tr> <td>US-5</td> <td>Antique Brass</td> </tr> <tr> <td>US-11P</td> <td>Venetian Bronze</td> </tr> <tr> <td>US-15</td> <td>Satin Nickel</td> </tr> <tr> <td>US-26D</td> <td>Satin Chrome</td> </tr> </table>	US-3BR	Lifetime Polished Brass	US-5	Antique Brass	US-11P	Venetian Bronze	US-15	Satin Nickel	US-26D	Satin Chrome
US-3BR	Lifetime Polished Brass										
US-5	Antique Brass										
US-11P	Venetian Bronze										
US-15	Satin Nickel										
US-26D	Satin Chrome										

HOW TO ORDER: Specify,

Function:	GDC9471	Single Cylinder
Finish:	US-3BR	Polished Brass
Latch:	RL	Adjustable



ALL WEISER LOCKS THAT WE STOCK ONLY HAVE THE WEISER KEYWAY (1555). WE DO NOT STOCK THE WEISER LOCKS WITH THE KWIKSET KEYWAY (KW1)

©ZIPF LOCK COMPANY

The new style Weiser locks above are on the Kwikset Chassis BUT have the WEISER keyway. We have a limited supply of the "old" Weiser locks on the Weiser chassis at great savings, see pages 232-240.

229_{v2}
(PL-14)

WEISER

WELCOME HOME HANDLESETS



Welcome Home SERIES®

Single Cylinder Handlesets

- ANSI/BHMA A156.5, Grade 2.
- Residential Lifetime Mechanical warranty.
- Residential Lifetime Finish warranty.



Distance from center of handle hole to bottom mounting screw:

Augusta: 9-11/16"
Columbia: 11"
Heritage: 8-13/32"

Locking Handle
AUGUSTA GA9771A US-3BR, 11P, 15
COLUMBIA GA9771C US-3BR, 11P, 15
HERITAGE GA9771H US-3BR, 5, 11P

To Order, Specify:

For Handle Exterior only-

Handle No. **GA9771A** Augusta
Finish: **US-3BR** Polished Brass

For Interior Pack only-

Interior No. **GA9675B** Beverly
Finish: **US-3BR** Polished Brass
Latch: **SL** Adjustable



ALL WEISER LOCKS THAT WE STOCK ONLY HAVE THE WEISER KEYWAY (1555). WE DO NOT STOCK WEISER LOCKS IN THE KWIKSET KEYWAY (KW1)

•ALL HANDLES ARE SOLD LESS INTERIOR PACK (YOU MUST ORDER SEPARATELY)•

INTERIOR DESIGNS (SOLD SEPARATELY FROM HANDLES)



BEVERLY GA9675B
US-3



HUNTINGTON GA9675HT
US-15



PHOENIX GA9675P
US-11P,15



TROY GA9675T
US-3, 11P, 15



YUKON GA9675Y
US-3, 11P, 15



ASPEN GLA9675A
US-11P, 15



ALFINI GLA9675AI
US-3, 11P, 15



KIM GLA9675K
US-3



TOLUCA GLA9675TC
US-3, 11P, 15

HANDLESET SPECIFICATIONS

DOOR THICKNESS: 1-3/4"
BACKSET: SL-Adjustable 2-3/8" to 2-3/4" with square corner face
BORE: 1-1/2" or 2-1/8" x 1" for deadlock
2-1/8" x 1" for handle
SPACING: 5-1/2" center to center recommended
BOLT THROW: 1"
STRIKES: Square corner

CYLINDER: 5-pin WEISER keyway (not Kwikset)
KEY BLANK: 1555
FINISHES:
US-3 Polished Brass
US-3BR Lifetime Polished Brass
US-5 Antique Brass
US-11P Venetian Bronze™
US-15 Satin Nickel

HANDLE PACK CONTAINS: Handle, cylinder, rosette, keys and sex bolt.

INTERIOR PACK CONTAINS: 1 knob or lever, 1 thumbturn for deadlock, latches and strikes.

©ZIPF LOCK COMPANY

230_{v3}
(PL-14)

The new style Weiser locks above are on the Kwikset Chassis BUT have the WEISER keyway. We have a limited supply of the "old" Weiser locks on the Weiser chassis at great savings, see pages 232-240.

WEISER

ELEMENTS HANDLESETS

Single Cylinder Handlesets

- ANSI/BHMA A156.5, Grade 3.
- Residential 25-year Mechanical warranty.
- Residential 10-year Finish warranty.

DOOR THICK.: 1-3/4"
BACKSET: SL-Adjustable 2-3/8" to 2-3/4" with square corner face
BORE: 1-1/2" or 2-1/8" x 1" for deadlock
 2-1/8" x 1" for handle
SPACING: 5-1/2" center to center recommended
BOLT THROW: 1"
STRIKES: Square corner
CYLINDER: 5-pin WEISER keyway (not Kwikset)
KEY BLANK: 1555
FINISHES: **US-3** Polished Brass
US-3BR Lifetime Polished Brass
US-11P Venetian Bronze™
US-15 Satin Nickel
US-26D Satin Chrome

WEISER
 SECURITY & INNOVATION SINCE 1967

elements SERIES™



**KINGSWAY
 GAC9771K**
 US-3BR, 11P, 15, 26D

To Order, Specify:

For Handle Exterior only-

Handle No. **GAC9771K** Kingsway
 Finish: **US-3BR** Polished Brass

For Interior Pack only-

Interior No. **GAC9675F** Fairfax
 Finish: **US-3** Polished Brass

Distance from center of handle hole to bottom mounting screw:
 Kingsway 8-13/32"

•ALL HANDLES ARE SOLD LESS INTERIOR PACK (YOU MUST ORDER SEPARATELY)•

INTERIOR DESIGNS (SOLD SEPARATELY FROM HANDLES)



**ALFINI
 GLC9675AI**
 US-3, 15



**BEVERLY
 GAC9675B**
 US-3



**FAIRFAX
 GAC9675F**
 US-3, 11P, 15



**KIM
 GLC9675K**
 US-3



**YUKON
 GAC9675Y**
 US-3, 11P, 15

HANDLE PACK CONTAINS: Handle, cylinder, rosette, keys and sex bolt.

INTERIOR PACK CONTAINS: 1 knob or lever, 1 thumbturn for deadlock, latches and strikes.

KEY BLANK



1555 BR



ALL WEISER LOCKS THAT WE STOCK ONLY HAVE THE WEISER KEYWAY (1555). WE DO NOT STOCK THE WEISER LOCKS WITH THE KWIKSET KEYWAY (KW1)

If you don't see the Weiser you need please give us a call. If we don't have it we can get it.

The new style Weiser locks above are on the Kwikset Chassis BUT have the WEISER keyway. We have a limited supply of the "old" Weiser locks on the Weiser chassis at great savings, see pages 232-240.

231_{v2}
 (PL-14)

WEISER (OLD STYLE)


WELCOME HOME SERIES

For Standard Duty


- ANSI A156.2, Series 4000, Grade 2.
- Residential Lifetime Mechanical warranty.
- Residential Lifetime Finish warranty.

WEISER LOCK™


Welcome Home SERIES®



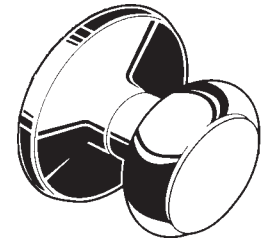
BEVERLY(B)
US-3, 5, 26D



HUNTINGTON(H)
US-3, 5, 26, 26D



PHOENIX(P)
US-3, 5, 11P, 12



TROY(T)
US-3, 5, 11P, 26D

Function	No.	Operation
DUMMY KNOB	A12	Single Knob, wood screw mounting.
HALL/CLOSET	A100	Latch bolt operated by knob from either side, both knobs always free.
BED/BATH	A300	Push and turn knob locking inside; knob with emergency release opening outside.
BED/BATH	A330	Turn button locking inside; knob with emergency release opening outside.
FRONT/BACK	A500	Keyed knob outside; push and turn knob locking inside, deadlocking latch standard.
FRONT/BACK	A530	Keyed knob outside; push and turn button locking inside. Deadlocking latch.
STOREROOM	A580	Keyed knob outside; outside knob always rigid; inside knob always free. Deadlocking latch.

SPECIFICATIONS

DOOR THICKNESS:	1-3/8" to 1-3/4"	
BACKSET:	Adjustable 2-3/8" to 2-3/4"	
BORE:	2-1/8" x 1"	
ROSE:	2-5/8"	
FINISHES:	US-3^B	Bright Brass
	US-5	Antique Brass, oxidized, hand relieved and highlighted
	US-11P	Venetian Bronze™
	US-12	Tuscan Copper™
	US-26^B	Bright Chrome
	US-26D^B	Satin Chrome

^BBrilliance Finish is standard on exterior side of locks in the following functions: A500, A530 and A580

HOW TO ORDER: Specify,

Function:	A500	Front/Back
Design:	B	Beverly
Finish:	US-3	Bright Brass
*Latch:	AL	Adjustable

Not all functions are available in all designs/finishes.
*Weiser Lock will be switching over to 6AL Universal latch. This latch includes drive-in latch with square corner and round corner faceplates. Most locks will be switching to round corner strikes (RCS-R1).

WEISER (OLD STYLE)

WELCOME HOME SERIES

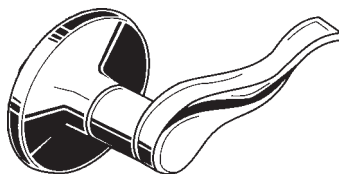
For Standard Duty

- ANSI A156.2, Series 4000, Grade 2.
- Residential Lifetime Mechanical warranty.
- Residential Lifetime Finish warranty.

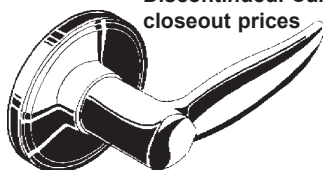
WEISER LOCK™




ASPEN(A)
US-3, 11P, 12, 15



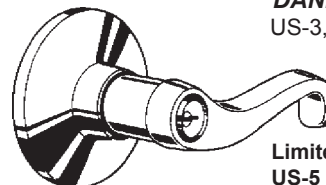
CORSAIR(C)
US-3, 5, 15
(Specify Hand LH - RH)



GALIANO(G)
US-3



DANE(D)
US-3, 26D



VALENCIA(V)
US-3, 15
(Specify Hand LH - RH)

Welcome Home SERIES®

Function	No.	Operation
DUMMY LEVER	LA12	Single lever, wood screw mounting.
HALL/CLOSET	LA100	Latch bolt operated by lever from either side, both levers always free.
BED/BATH	LA330	Turn button locking inside; lever with emergency release opening outside.
FRONT/BACK	LA530	Keyed knob outside; push and turn button locking inside. Deadlocking latch.
KEYED LEVER	LA535	Latch bolt operated by lever from either side, except when outside lever is locked by key outside or turn button inside. Locking button must be returned to unlocked position by key outside or turn button inside to release inner and outer lever. Deadlocking latch.

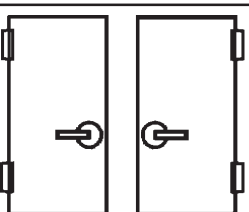
¹ Determine Hand of Door:

Diagrams show outside of door.

LH-the hinge is on the left side of the door.

RH-the hinge is on the right side of the door.

¹ To determine the hand of a dummy lever, face the side of the door it will be used on. If hinges are on left, order L.H., if hinges are on right, order R.H.



Specify outside knob when ordering LA530 function:

ASPEN	P3, P11P, P12, P15, T3, T15.
CORSAIR	B5, P3, P5, P15, T3, T5, T15.
GALIANO	B3.
VALENCIA	B3, H3, P15, T15.

HOW TO ORDER: Specify,

Function:	LA530	Front/Back
Outside Knob:	B	Beverly [†]
Lever Design:	V	Valencia
Finish:	US-3	Bright Brass
*Hand:	LH	Left Hand
**Latch:	AL	Adjustable

Not all functions are available in all designs/finishes.

[†] Only need to specify if ordering NLA530 function.

*Specify hand when ordering Corsair or Valencia levers.

**Weiser Lock will be switching over to 6AL Universal latch. This latch includes drive-in latch with square corner and round corner faceplates. Most locks will be switching to round corner strikes (RCS-R1). LA535 available with fixed face latch only.

	SPECIFICATIONS	
DOOR THICKNESS:	1-3/8" to 1-3/4"	
BACKSET:	Adjustable 2-3/8" to 2-3/4"	
BORE:	2-1/8" x 1"	
ROSE:	2-5/8"	
	2-15/16" on LA535 lever	
FINISHES:	US-3[‡]	Bright Brass
	US-5	Antique Brass, oxidized, hand relieved and highlighted
	US-11P	Venetian Bronze™
	US-12	Tuscan Copper™
	US-15	Satin Nickel
	US-26[‡]	Bright Chrome
	US-26D[‡]	Satin Chrome

[‡]Brilliance Finish is standard on exterior side of locks in the following functions: LA530 & LA535.

©ZIPF LOCK COMPANY

The have a limted supply of Weiser locks (shown above) with the "old" style Weiser chassis/keyway. Call now for great closeout prices while supplies last. See pages 224-231 for the new Weiser locks.

233
(PL-14)

WEISER (OLD STYLE)


ELEMENTS SERIES

For Standard Duty

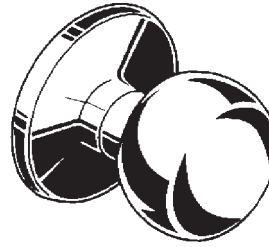
- ANSI A156.2, Series 4000, Grade 3.
- Residential 25-Year Mechanical Warranty.
- Residential 10-Year Finish Warranty.

elements SERIES™


WEISER LOCK™



RICHMOND (R)
US-3, 5, 26D



FAIRFAX (F)
US-3



YORK (Y)
US-3, 15

Function	No.	Operation
DUMMY KNOB	AC12	Single Knob, wood screw mounting.
HALL/CLOSET	AC100	Latch bolt operated by knob from either side, both knobs always free.
BED/BATH	AC300	Push and turn knob locking inside; knob with emergency release opening outside.
BED/BATH	AC330	Turn button inside locking; knob with emergency release opening outside.
FRONT/BACK	AC500	Keyed knob outside; push and turn knob locking inside. Deadlocking latch standard.
FRONT/BACK	AC530	Keyed knob outside; push button locking inside. Deadlocking latch.

SPECIFICATIONS

DOOR THICKNESS:	1-3/8" to 1-3/4"	
BACKSET:	Adjustable 2-3/8" to 2-3/4"	
BORE:	2-1/8" x 1"	
ROSE:	2-5/8"	
FINISHES:	US-3	Bright Brass
	US-5	Antique Brass, oxidized, hand relieved and highlighted
	US-15	Satin Nickel
	US-26D	Satin Chrome

HOW TO ORDER: Specify,

Function:	LC330	Bed/Bath
Design:	M	Monterey
Finish:	US-3	Bright Brass
*Hand:	LH	Left Hand
**Latch:	AL	Adjustable


Not all functions are available in all designs/finishes.
 *Specify hand when ordering Monterey lever.
 **Weiser Lock will be switching over to 6AL Universal latch. This latch includes drive-in latch with square corner and round corner faceplates. Most locks will be switching to round corner strikes (RCS-R1).

¹ Determine Hand of Door:

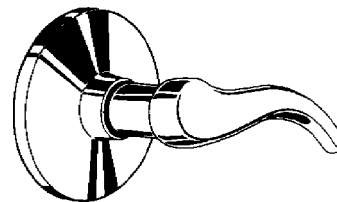
Diagrams show outside of door.

LH-the hinge is on the left side of the door.

RH-the hinge is on the right side of the door.



¹ To determine the hand of a dummy lever, face the side of the door it will be used on. If hinges are on left, order L.H., if hinges are on right, order R.H.



MONTEREY (M)
US-3, 15

(Specify Hand LH - RH)

Function	No.	Operation
DUMMY LEVER	LC12	Single Lever, wood screw mounting.
HALL/CLOSET	LC100	Latch bolt operated by lever from either side, both levers always free.
BED/BATH	LC330	Turn button inside locking; lever with emergency release opening outside.
KEYED LEVER	LC535	Latch bolt operated by lever from either side, except when outside lever is locked by key outside or turn button inside. Locking button must be returned to unlocked position by key outside or turn button inside to release inner and outer lever. Deadlocking latch.

234

(PL-14)

The have a limited supply of Weiser locks (shown above) with the "old" style Weiser chassis/keyway. Call now for great closeout prices while supplies last. See pages 224-231 for the new Weiser locks.

WEISER (OLD STYLE)

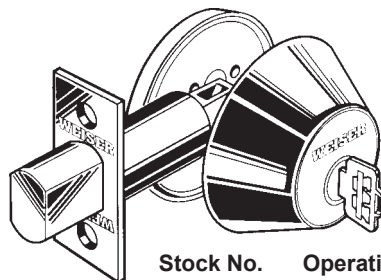
WELCOME HOME SERIES DEADBOLTS

Heavy Duty Deadbolts

- ANSI A156.5, Grade 2 on wooden frames.
- 1" projection deadbolt latch with 1/4" diameter hardened steel free-turning roller.
- Single cylinder T-turn meets handicapped specifications.
- Residential Lifetime Mechanical warranty.
- Residential Lifetime Finish warranty.

WEISER LOCK™

Welcome Home SERIES®



Stock No.	Operation
D9470X	Single Cylinder
D9370X	Double Cylinder

HOW TO ORDER: Specify,

Function: **D9470X** Single Cylinder

Finish: **US-26D** Satin Chrome

*Latch: **AL** Adjustable

*Weiser Lock will be switching over to 6AL Universal latch. This latch includes drive-in latch with square corner and round corner faceplates. Most locks will be switching to round corner strikes (RCS-R2).

SPECIFICATIONS

DOOR THICKNESS:	1-3/8" to 1-3/4"
BACKSET:	Adjustable 2-3/8" to 2-3/4"
BORE:	1-1/2" x 1"
	2-1/8" x 1" acceptable if grade 2 not required.
BOLT THROW:	1"
STRIKE:	10046-1
FINISHES:	US-12 Tuscan Copper™
	US-26D^B Satin Chrome

^BBrilliance Finish is standard on exterior side of locks.

ELEMENTS SERIES DEADBOLTS

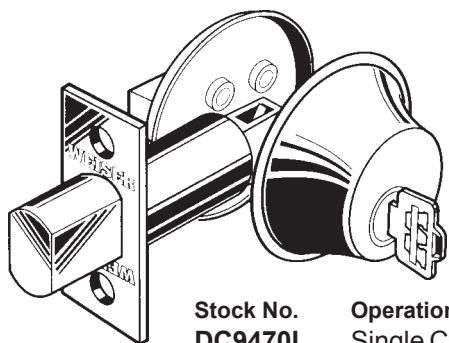
Standard Duty Deadbolts

- 1" projection deadbolt latch with 1/4" diameter hardened steel free-turning roller.
- Single cylinder T-turn meets handicapped specifications.
- Residential 25-Year Mechanical Warranty.
- Residential 10-Year Finish Warranty.

WEISER LOCK™

DC9470L: 24 locks per case.
DC9370L: 12 locks per case.

elements SERIES™



Stock No.	Operation
DC9470L	Single Cylinder
DC9370L	Double Cylinder

SPECIFICATIONS

DOOR THICKNESS:	1-3/8" to 1-3/4"
BACKSET:	Adjustable 2-3/8" to 2-3/4"
BORE:	1-1/2" x 1"
BOLT THROW:	1"
STRIKE:	5051
FINISHES:	US-5 Antique Brass, oxidized, hand relieved and highlighted
	US-15 Satin Nickel
	US-26D Satin Chrome

HOW TO ORDER: Specify,

Function: **DC9470L** Single Cylinder

Finish: **US-26D** Satin Chrome

*Latch: **AL** Adjustable

*Weiser Lock will be switching over to 6AL Universal latch. This latch includes drive-in latch with square corner and round corner faceplates. Most locks will be switching to round corner strikes (RCS-R3).

©ZIPF LOCK COMPANY

The have a limted supply of Weiser locks (shown above) with the "old" style Weiser chassis/keyway. Call now for great closeout prices while supplies last. See pages 224-231 for the new Weiser locks.

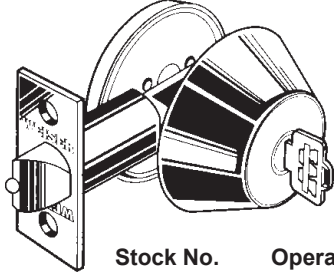
235
(PL-14)

WEISER (OLD STYLE)

D SERIES GATELOCK

Gate Lock with Deadlocking Latch

- Residential Lifetime Mechanical warranty.
- Residential Lifetime Finish warranty.



Stock No. Operation
D840X Single Cylinder



24 locks per case

SPECIFICATIONS

DOOR THICKNESS: 1-1/2" to 1-7/8"
BACKSET: Adjustable 2-3/8" to 2-3/4"
BORE: 2-1/8" x 1"
BOLT THROW: 1/2"
FINISHES: US-3 Bright Brass

HOW TO ORDER: Specify,

Function: **D840X** Single Cylinder
 Finish: **US-3** Bright Brass
 Latch: **AL** Adjustable

ELEMENTS SERIES HANDLESETS

Single Cylinder Handlesets

- Residential ANSI A156.2, Grade 3.
- Residential 25-Year Mechanical warranty.
- Residential 10-Year Finish warranty

SPECIFICATIONS

DOOR THICKNESS: 1-3/8" to 1-3/4"
BACKSET: Adjustable 2-3/8" to 2-3/4"
BORE: 2-1/8" x 1"
SPACING: 5-1/2" center to center recommended
BOLT THROW: 1"
FINISHES: US-3 Bright Brass
 US-15 Satin Nickel



4 locks per case.


elements SERIES™

Providence
Single Cylinder Handleset



Stock No.	Inside Design	Finish
AC9470P R 3 6AL	Richmond	Bright Brass
AC9470P Y 3 6AL	York	Bright Brass
AC9470P Y 15 6AL	York	Satin Nickel
*LC9470P M 3 6AL	Monterey	Bright Brass
*LC9470P M 15 6AL	Monterey	Satin Nickel

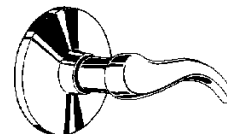
*Specify Handing: LH or RH
 Locks come with Round corner strikes (RCS)



RICHMOND (R)



YORK (Y)



MONTEREY (M)
(Specify Hand LH - RH)

WEISER (OLD STYLE)

WELCOME HOME HANDLESETS

Single Cylinder Handlesets for Knobs

- ANSI A156.5, Grade 2 on wooden frames.
- 1" projection deadbolt latch with 1/4" diameter hardened steel free-turning roller.
- Residential Lifetime Mechanical warranty.
- Residential Lifetime Finish warranty.

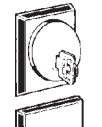
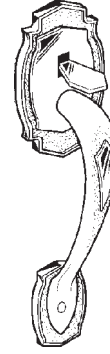
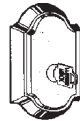


4 locks per case.

Welcome Home SERIES®

Distance from center of handle hole to bottom mounting screw:

Augusta: 9-11/16"
Columbia: 8-5/16"
High Point: 7-5/16"
Modern: 9-1/16"



FUNCTION
Locking Handle
Dummy Handle
Double Cylinder

AUGUSTA
A9770A
*A70A
**A9370A P 12
US-3, 5, 11P, 12, 15

COLUMBIA
A9770C
A77C
US-3, 11P, 12

HIGH POINT
A9770H
A77H
US-3, 5, 11P

MODERN
A9770M
—
US-3, 5

*NOTE: A70A can use both A & LA dummy interiors.

**Only stock A9370A P 12 6AL (Complete handleset only)

•ALL HANDLES ARE SOLD LESS INTERIOR PACK (YOU MUST ORDER SEPARATELY)•

TO ORDER: Specify Handle Number, Design, Finish AND Interior Number, Design and finish

NOTE: Not all dummy interiors are available in all finishes listed.

INTERIOR DESIGNS (SOLD SEPARATELY FROM HANDLES)




INT FUNCTION
For Locking Handle
For Dummy Handle


BEVERLY
A9675B AL
A96B
US-3, 5, 26D



HUNTINGTON
A9675H AL
A96H
(5, 26, 26D Discontinued)



PHOENIX
A9675P AL
A96P
US-3, 5, 11P, 12, 15



TROY
A9675T AL
A96T
US-3, 5, 11P, 15, 26D

HANDLESET SPECIFICATIONS

DOOR THICKNESS: 1-3/4" to 2-1/4" for single cylinder.
1-3/4" to 2" for double cylinder.

BACKSET: Adjustable 2-3/8" to 2-3/4"

BORE: 1-1/2" x 1" for deadlock, 2-1/8" acceptable if Grade 2 not required.
2-1/8" x 1" for handle

SPACING: 5-1/2" center to center recommended

BOLT THROW: 1"

STRIKE: A5101-AH, 10046

FINISHES: US-3^B Bright Brass
US-5 Antique Brass, oxidized, hand relieved and highlighted
US-11P Venetian Bronze™
US-12 Tuscan Copper™
US-15 Satin Nickel
US-26^B Bright Chrome
US-26D Satin Chrome

^BBrilliance Finish is standard on exterior side of locks.

HANDLE PACK CONTAINS: Handle, cylinder, rosette, keys and sex bolt.

INTERIOR PACK CONTAINS: 1 knob, 1 thumbturn for deadlock, latches and strikes.

©ZIPF LOCK COMPANY

The have a limted supply of Weiser locks (shown above) with the "old" style Weiser chassis/keyway. Call now for great closeout prices while supplies last. See pages 224-231 for the new Weiser locks.

237
(PL-14)

WEISER (OLD STYLE)



4 locks per case.

WELCOME HOME HANDLESETS

Single Cylinder Handlesets for Levers

- ANSI A156.5, Grade 2 on wooden frames.
- 1" projection deadbolt latch with 1/4" diameter hardened steel free-turning roller.
- Residential Lifetime Mechanical warranty.
- Residential Lifetime Finish warranty.

Welcome Home SERIES®

Distance from center of handle hole to bottom mounting screw:

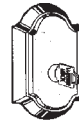
Augusta: 9-11/16"
Columbia: 8-5/16"
High Point: 7-5/16"
Modern: 9-1/16"



FUNCTION
Locking Handle
Dummy Handle

AUGUSTA
LA9770A
*A70A

US-3, 5, 11P, 12, 15




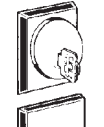
COLUMBIA
LA9770C
LA77C

US-3, 11P, 12



HIGH POINT
LA9770H
LA77H

US-3, 5, 11P



MODERN
LA9770M

US-3, 5

Discontinued.
Call for close-out prices

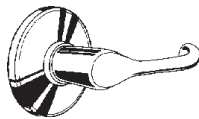
*NOTE: A70A can use both A & LA dummy interiors.

•ALL HANDLES ARE SOLD LESS INTERIOR PACK (YOU MUST ORDER SEPARATELY)•

TO ORDER: Specify Handle Number, Design, Finish AND Interior Number, Design and finish

NOTE: Not all dummy interiors are available in all finishes listed.

INTERIOR DESIGNS (SOLD SEPARATELY FROM HANDLES)



INT FUNCTION
For Locking Handle
For Dummy Handle

ASPEN
LA9675A AL
LA96A


US-3, 11P, 12, 15



Specify
Handing

CORSAIR
LA9675C AL
LA96C

US-3, 5, 15



GALIANO
LA9675G AL

US-3



Specify
Handing

VALENCIA
LA9675V AL
LA96V

US-3, 5, 15
(US-5 Discontinued)

HANDLESET SPECIFICATIONS

DOOR THICKNESS: 1-3/4" to 2-1/4"
BACKSET: Adjustable 2-3/8" to 2-3/4"
BORE: 1-1/2" x 1" for deadlock, 2-1/8" acceptable if Grade 2 not required.
2-1/8" x 1" for handle
SPACING: 5-1/2" center to center recommended
BOLT THROW: 1"
STRIKE: A5101-AH, 10046

FINISHES: **US-3^B** Bright Brass
US-5 Antique Brass, oxidized, hand relieved and highlighted
US-11P Venetian Bronze™
US-12 Tuscan Copper™
US-15 Satin Nickel
US-26^B Bright Chrome
US-26D Satin Chrome

^BBrilliance Finish is standard on exterior side of locks.

HANDLE PACK CONTAINS: Handle, cylinder, rosette, keys and sex bolt.

INTERIOR PACK CONTAINS: 1 knob, 1 thumbturn for deadlock, latches and strikes.

©ZIPF LOCK COMPANY

238
(PL-14)

The have a limited supply of Weiser locks (shown above) with the "old" style Weiser chassis/keyway. Call now for great closeout prices while supplies last. See pages 224-231 for the new Weiser locks.

WEISER (OLD STYLE)

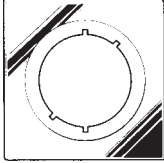
DECORATIVE TRIMS

For A, DA, LA Series

- Residential Lifetime Finish warranty.

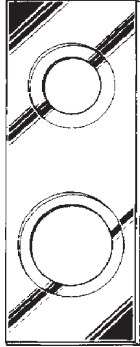
Welcome Home SERIES®

Hole centers are 4" apart.



WE-DH1629 3
3-3/4" Square
US-3

Discontinued.
Call for close-out prices.

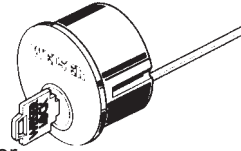


WE-DH11090-1 3
Top Hole: 1-1/2"
Bott. Hole: 2-1/8"
US-3

WEISER LOCK™

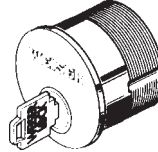
CYLINDERS

951 US-3
Rim Cylinder

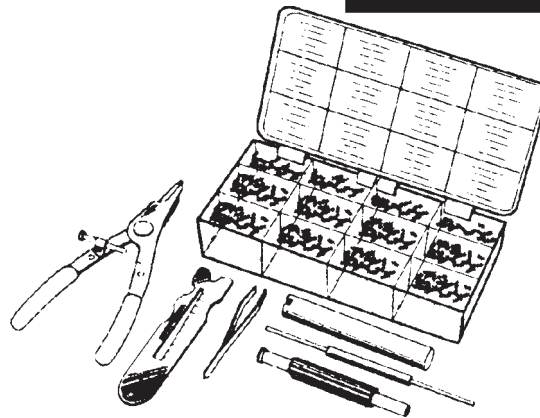


US-3 Bright Brass

986 US-3
1-1/4" length
Mortise Cylinder



KEYING KITS



WE-1418 Keying Kit with Tools (Pictured)

Contents: Keying Tools, Top pins, Bottom pins, Pin tumbler springs, Instructions.

WE-1419 Cylinder Master Wafer Kit (For masterkeying)

Contents: Top pin, Master wafers.

©ZIPF LOCK COMPANY

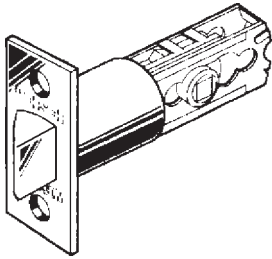
The have a limted supply of Weiser locks (shown above) with the "old" style Weiser chassis/keyway. Call now for great closeout prices while supplies last. See pages 224-231 for the new Weiser locks.

239
(PL-14)

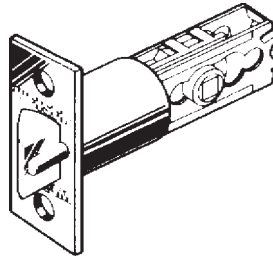
WEISER (OLD STYLE)

LATCHES

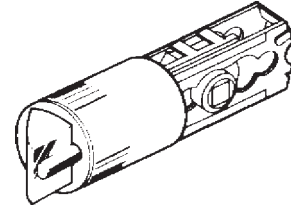
WEISER LOCK



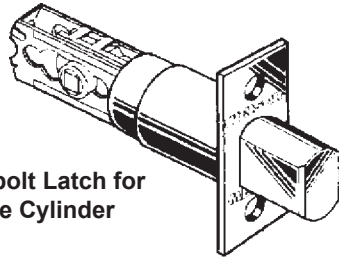
Interior Function Spring Latch
For A, AC, LA Series &
Handleset (lower section).



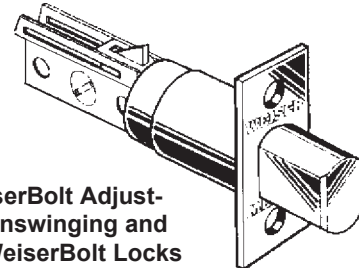
Deadlocking Latch for A, AC,
LA (not lever by lever) Series
Front/Back Locksets.



Deadlocking Latch for A, AC,
LA (not lever by lever) Series
Front/Back Locksets.



Adjustable Deadbolt Latch for
Single and Double Cylinder
Deadbolt Locks



DA Series WeiserBolt Adjust-
able Latch for Inswinging and
Outswinging WeiserBolt Locks

WEISER	2-3/8" Square Face	2-3/8" D.I.	2-3/4" Square Face	2-3/4" D.I.
CS Combo Deadlatch(AL)	ZL-533 (A52560)		ZL-533 (A52560)	
A, AC, LA Latch (AL)	ZL-430 (A52460)	ZL-431 (A50469)	ZL-430 (A52460)	ZL-431 (A50469)
A, AC, LA Latch (RCAL)	ZL-430RC (A52461)		ZL-430RC (A52461)	
A, AC, *LA Latch (6WAL)	ZL-625 (A50469 6L) 6-Way - includes drive-in latch with square & radius faceplates.			
A, AC, *LA Deadlatch (AL)	ZL-432 (A52460D)	ZL-433 (A50469D)	ZL-432 (A52460D)	ZL-433 (A50469D)
A, AC, *LA Deadlatch(RCAL)	ZL-432RC (A52461D)		ZL-432RC (A52461D)	
A, AC, *LA Deadlatch(6WAL)	ZL-626 (A50469D 6L) 6-Way - includes drive-in latch with square & radius faceplates.			
AC Latch (AL) Discontinued	ZL-500 (A52860)	ZL-534 (A50869)	ZL-500 (A52860)	ZL-534 (A50869)
AC Latch(RCAL)Disc.	ZL-500RC (A52861)		ZL-500RC (A52861)	
A, AC Handleset (lower)	ZL-625 (A50469 6L) 6-Way - includes drive-in latch with square & radius faceplates.			
LA, LC Handleset (lower)	ZL-510 (A52360)		ZL-510 (A52360)	
D/DC Series (AL)	ZL-465 (A74460)	ZL-466 (A76469)	ZL-465 (A74460)	ZL-466 (A76469)
D/DC Series (RCAL)	ZL-465RC (A74461)		ZL-465RC (A74461)	
D/DC Series (6WAL)	ZL-467 (A74469 6L) 6-Way - includes drive-in latch with square & radius faceplates.			
Weiserbolt (AL)	ZL-507 (A64460)		ZL-507 (A64460)	

AL-2-3/8" to 2-3/4" square face adjustable; RC-round corner face; RCAL-round corner face adjustable backset.

6WAL - includes drive-in latch with square & radius faceplates.

*NOTE: Latch is not for Keyed Lever by Lever.

©ZIPF LOCK COMPANY

240
(PL-14)

The have a limted supply of Weiser locks (shown above) with the "old" style Weiser chassis/keyway.
Call now for great closeout prices while supplies last. See pages 224-231 for the new Weiser locks.