

EXIT DEVICES

VON DUPRIN

22 SERIES TOUCH BAR EXIT DEVICE

UL Listed
ANSI A156.3, 2001, Grade 1



VD-227
Dogging Key
Size: 5/32"

Stock No.	Description
VD-22EO 3'	EXIT ONLY (2'6" to 3' wide doors)

FINISHES: SP28 Sprayed Aluminum

DESCRIPTION —

22 rim device for all types of single and double doors with mullion, UL Listed for accident hazard installations. Covers most stock hollow metal doors with 161 cutouts. Fits 1-3/4" or 2-1/4" doors.

FEATURES: •Non-handed •Field sizeable •3/4" throw latch bolt •Latch bolt deadlocking •Hex key dogging.

DIMENSIONS: •Touch bar height to finished floor—39-13/16" at center •Touch bar projection, neutral—3-3/4", depressed—3" •Center case—4-1/4" x 2-3/8" x 1-1/2" •Minimum door stile: 3-13/16".

STRIKE: Device is furnished standard with 299 strike in dull black finish.

FINISHES: SP28 Sprayed Aluminum

22 SERIES SURFACE MOUNTED VERTICAL ROD

UL Listed
ANSI A156.3, 1994, Type 2, Grade 1 *Discontinued, Call for closeout price.*

Stock No.	Description
\$VD-2227EO 3' SP313	EXIT ONLY (2'6" to 3' wide doors)
\$VD-2227EO 4' SP313	EXIT ONLY (3'1" to 4' wide doors)

Uses same trims as 22 Series touch bar at left.

DESCRIPTION —

2227 surface mounted vertical rod device for all types of single or double doors, UL Listed for accident hazard installations. Covers stock hollow metal doors with 161 cutouts and fits door stiles as narrow as 3-5/8". Fits 1-3/4" or 2-1/4" doors.

FEATURES: •Non-handed •Field sizeable •5/8" throw latch bolt •Latch bolt deadlocking •Hex key dogging.

DIMENSIONS: •Touch bar height to finished floor—39-13/16" at center •Touch bar projection, neutral—3-3/4", depressed—3" •Center case—4-3/16" x 2-3/8" x 2-3/4" •Top & bottom latch case—4-1/2" x 2-1/8" x 1-1/2" •Vertical Rods—1/2" square tubing. Max. door undercut: 1/4" •Minimum stile: 3-5/8".

STRIKE: Device is furnished standard with 248L-4, 304L and 299 strikes in dull black finish.

FINISH: SP-313 Sprayed Dark Bronze (Duronodic)

©ZIPF LOCK COMPANY

22 SERIES EXIT DEVICE TRIMS (Optional)

Rim Cylinder
Not Included

Mortise Cylinder
Not Included



VD-230DT
Pull only.
3" x 12-1/16"



VD-230NL
Key retracts
3" x 12-1/16"



VD-230TP
Key unlocks
3" x 12-1/16"



VD-210DT
Pull only.
5-3/4" x 4-25/32"



VD-210NL
Pull with cylinder
Key retracts
latchbolt
5-3/4" x 4-25/32"



VD-230L
Key unlocks
lever
3" x 6-3/8"

If you don't see the
what you need,
please contact us
for availability.

EXIT DEVICES

VON DUPRIN

33 Series limited supply. Please call for availability.
We can special order any 33 Series you may need.

33A SERIES TOUCH BAR EXIT DEVICE

For Narrow Stile Doors (Aluminum, etc)

UL Listed
ANSI A156.3, 2001, Grade1 **\$-Discontinued, Call for closeout price.**



Stock No. \$VD-33EO 3' US3 Description EXIT ONLY (2'6" to 3' wide doors)

FINISHES: US-3 Polished Brass

DESCRIPTION —

33A rime device for all types of single and double doors with mullions, UL Listed for Panic Exit Hardware. Device is non-handed, and fits doors with stiles as narrow as 1-3/4"

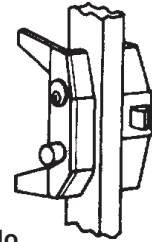
FEATURES: •Non-handed •Field sizeable •Deadlocking 3/4" throw latch bolt •Hex key dogging.

DIMENSIONS: •Touch bar height to finished floor—39-13/16" at center •Touch bar projection, neutral—3-13/16", depressed—3-1/16" •Center case—8-3/16" x 2-3/16" x 1-9/16" •Minimum door stile: 1-3/4".

TRIMS — (Optional)



Rim Cylinder
Not Included



Stock No. \$VD-336NL 26D

NL-Night latch.
Key retracts latchbolt.

FINISHES:
US-26D Dull Chrome

Stock No. \$VD-333NL/TP US3

NL-Push button operates with key only.

TP-Key locks push button
Function determined at installation.
Both cams furnished.

FINISHES:
US-3 Polished Brass

STRIKE: Device is furnished standard with 1439 strike in dull black finish.



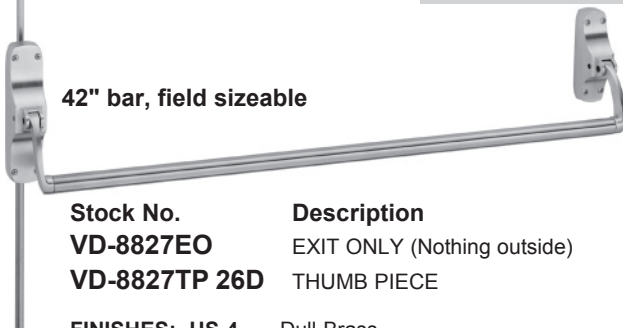
VD-227

Dogging Key
Size: 5/32"

88 SERIES SURFACE MOUNTED VERTICAL ROD

UL Listed
ANSI A156.3, 1994, Grade1

88 Series limited supply. Please call for availability.
We can special order any 88 Series you may need.



42" bar, field sizeable

Stock No. VD-8827EO Description EXIT ONLY (Nothing outside)
VD-8827TP 26D THUMB PIECE

FINISHES: US-4 Dull Brass
US-26D Dull Chrome



VD-227
Dogging Key
Size: 5/32"

Rim Cylinder
Not Included
order separately



TP
Key locks
thumb piece

DESCRIPTION —

8827 surface mounted vertical rod device is for all types of single and double doors, UL Listed for accident hazard installations. Covers stock hollow metal doors with 86 or 161 cutouts and fits door with stiles as narrow as 3-1/2". Fits 1-3/4" thick doors

FEATURES: •Fully reversible •Field sizeable •5/8" throw latch bolt •Hex key dogging.

DIMENSIONS: •Cross bar height to finished floor—36-13/16" •Cross bar projection, neutral—4-7/8", depressed—4" •Cross bar length—42" field sizeable •Lock stile case—8-1/4" x 2" x 15/16" •Hinge stile case—6" x 1-3/4" x 15/16" •Cross bar tubing—1" •Top and bottom latch cases—4" x 2" x 1-7/8" •Vertical rod—1/2" tubing •Up to 7' high doors.

STRIKE: Device is furnished standard with 299 (in dull black), 248L-4 and 304L.

FINISHES: US-4 Dull Brass
US-26D Dull Chrome

©ZIPF LOCK COMPANY

See page 354 for descriptions of strikes

353_{v1}
(PL-28)

EXIT DEVICES

VON DUPRIN

99 SERIES TOUCH BAR EXIT DEVICE

UL Listed
ANSI A156.3, 2001, Grade 1



DESCRIPTION —

99 rim device for all types of single and double doors with mullion, UL Listed for Panic Exit Hardware. Covers stock hollow metal doors with 86 or 161 cutouts on single doors. Fits 1-3/4" and 2-1/4" thick doors

FEATURES: •Non-handed •Field sizeable •Deadlocking 3/4" throw latch bolt •Hex key dogging.

DIMENSIONS: •Touch bar height to finished floor—39-13/16" at center •Touch bar projection, neutral—3-13/16", depressed—3-1/16" •Center case—8" x 2-3/4" x 2-3/8".

STRIKE: Device is furnished standard with 299 strike in dull black finish.



Stock No.
VD-99EO 3' 28

Description
EXIT ONLY (2'4" to 3' wide doors).

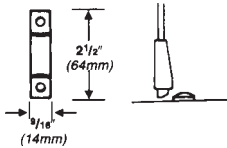
Please call for trims, if needed.

VD-227
Dogging Key
Size: 5/32"

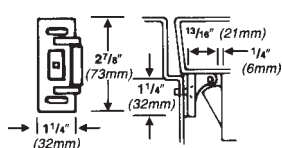
FINISHES: **US-28** Anodized Aluminum

VON DUPRIN

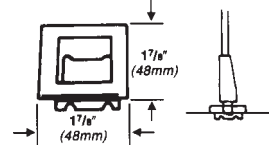
SPECIFICATIONS FOR STRIKES FURNISHED IN EXIT DEVICES



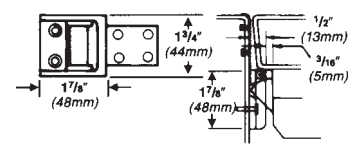
248L-4
Projection: 3/8"



299
Projection: 13/16"

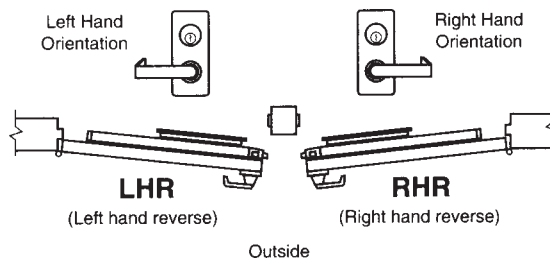


304L
Mortise: 13/16"



1439 Blade Stop
Projection: 1/2"

EXIT DEVICE HANDING CHART



We pride ourselves on our customer service.
We urge you to test us today and every day!