

SWITCH LOCKS



SINGLE POLE, SINGLE THROW DOUBLE BITTED SWITCH LOCKS

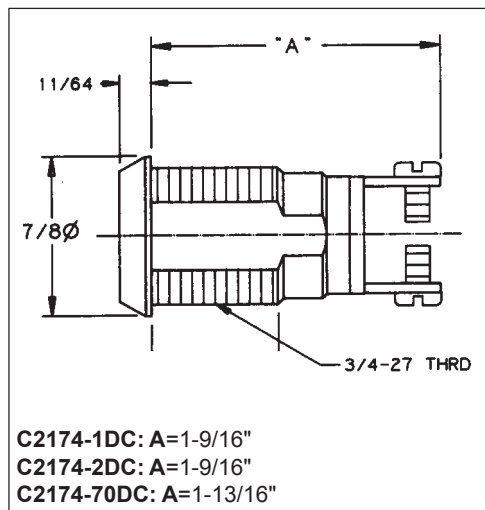
- Maintaining contact switch operated by manually rotating inserted key 90° clockwise from open to closed position.
- Momentary contact switch locks features spring return from closed to open position after 90° clockwise key rotation to closed position.
- Contact configuration: SPST.
- 7 amps (resistive) @ 125 Volts A.C. 7 amps @ 28 Volts D.C.
- Electrical Life: 6,000 cycles @ Max. Load.
- Contact Resistance: 50 milli ohms initial maximum.
- Bright Chrome Finish.
- Switches are U.L. Recognized.

Keypull—OFF only; Contact—Maintaining.

Stock No.	Keying
C2174-1DC KV	Keyed Different*
C2174-1DC KA	Keyed Alike—SPECIFY KA# 2001, 2007.

Keypull—OFF & ON; Contact—Maintaining.

Stock No.	Keying
C2174-2DC KV	Keyed Different*
C2174-2DC KA	Keyed Alike—SPECIFY KA# 2001, 2007.



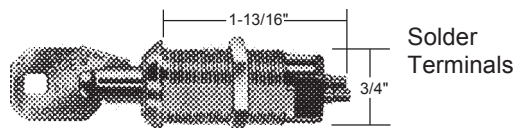
Keypull—OFF only; Contact—Momentary.

Stock No.	Keying
C2174-70DC KV	Keyed Different*
C2174-70DC KA	Keyed Alike—SPECIFY KA# 2001, 2126



SINGLE POLE, SINGLE THROW PATENTED ACE II® SWITCH LOCKS

- Maintaining contact switch operated by manually rotating inserted key 90° clockwise from open to closed position.
- Momentary contact switch locks features spring return from closed to open position after 90° clockwise key rotation to closed position.
- Contact configuration: SPST.
- 7 amps (resistive) @ 125 Volts A.C. 7 amps @ 28 Volts D.C.
- Electrical Life: 6,000 cycles @ Max. Load.
- Contact Resistance: 50 milli ohms initial maximum.
- Bright Chrome Finish.
- Switches are U.L. Recognized.



Keypull—OFF Only; Contact—Maintaining.

Stock No.	Keying
C4073-1 KV	Keyed Different*
C4073-1 KA	Keyed Alike—PL927

Keypull—OFF & ON; Contact—Maintaining.

Stock No.	Keying
C4073-2 KV	Keyed Different*
C4073-2 KA	Keyed Alike—PL910, PL925

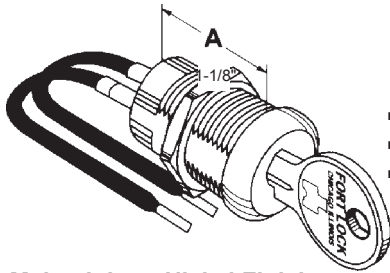
Keypull—OFF Only; Contact—Momentary.

Stock No.	Keying
C4073-70 KA	Keyed Alike—PL927, PL926

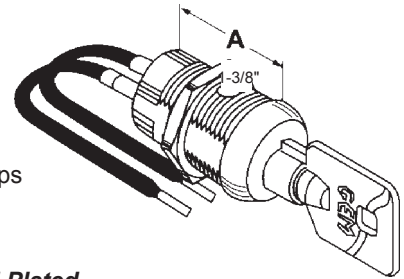
*KV indicates the majority of the quantity of locks will be keyed different. A lesser quantity will potentially be keyed alike to one or more key numbers. We can not guarantee that we can ship keyed DIFFERENT locks.

©ZIPF LOCK COMPANY

SWITCH LOCKS



- 23000 Series Keyway
- Lead Length 10"
- 7 Amps - 110VAC (Resistive Load)



- GEM 7 pin Keyway
- Lead Length 10"
- 110-120VAC, 7 Amps (Resistive Load)

Maintaining - Nickel Finish

Stock No. Description
SW2-3118AD 2 key pulls at 12:00 & 3:00. Maintains contact at 3:00, open at 12:00.

Available KD

Momentary - Nickel Plated

Stock No. Description
SW20-1138MC Momentary contact, single pole, single throw. 90° CW turn contacts closed - spring back to 12:00, key removable.

Available KD or KA: **SPECIFY KEYING.**

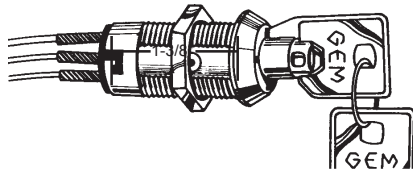
Keyed Alike #: 27379, 27380, 27382, 27383

Momentary - Nickel Finish

Stock No. Description
SW20-3118MC 1 key pull at 12:00. Momentary contact at 3:00, springs back to 12:00.

Available KD or KA: **SPECIFY KEYING.**

Keyed Alike #: 217, 237, 238.

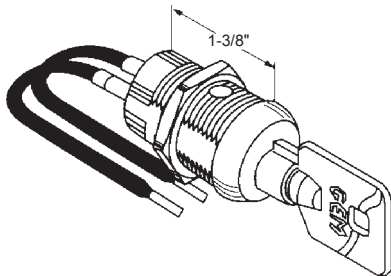


MFSW3-1138 KD or KA Multi-Function Switch Lock

Rekeyable switch lock - UL Rated. Maintaining & Momentary contact, single pole, double throw switch. 125/250VAC 7A (resistive Load) Lead length 10". Parts provided for 1) Maintained, 90° CW turn, key removable 12:00 & 3:00. 2) Momentary, 90° CW turn, Key removable 12:00, spring back.

Available KD or KA: **SPECIFY KEYING.**

Keyed Alike #: 27381



SW2-1138AD KA Switch Lock - Maintaining

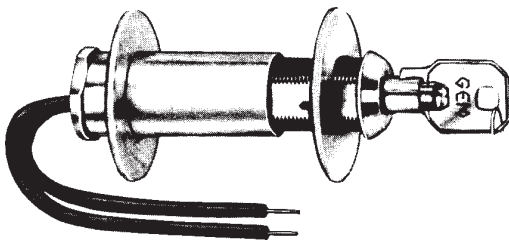
Maintains contact at 3:00. Single pole, single throw switch. 110-120VAC, 7 amps (resistive load). Key removable at 12:00 & 3:00. Lead length: 10".

Available KD or KA: **SPECIFY KEYING.**

Keyed Alike #: 27380, 27382, 45525

SW2-1138A KA 53090

Key removable in off only.



SW2-1138AD-ES KD or KA to 43401
Key removable off & on.



Disc Tumbler



SW2-3118A KA 1405F
Key removable in off only.

©ZIPF LOCK COMPANY

SUPER SPECIAL PRICING AVAILABLE ON ITEMS MARKED WITH ■ - SUPPLIES LIMITED - PLEASE INQUIRE.

507_{v1}
(PL-50)