


MISCELLANEOUS

STORM DOOR LOCKS



Wright
PRODUCTS

V1000

PUSH-PULL LATCH

- For wood or metal doors.
- Fits outswinging doors 7/8" to 1-3/8" thick.
- Installs with 1" diameter hole-no mortising.
- Backset 13/16" from jamb (door stop).
- Pull to open from outside, push to open from inside.

STORM DOOR CLOSERS

Wright
PRODUCTS




V1020 Aluminum Finish
V1020BL Black Finish

PNEUMATIC DOOR CLOSER

- For outswinging wood or metal doors.
- Full 90° opening.
- Two hole end plug for summer or winter adjustable latching power.
- Adjustable closing speed.
- Factory lubricated.
- Internal spring for prevention of rod bending.
- Replacement cover plate furnished to cover old door bracket installation holes.

TRAILER LOCKS

CompX
FORT



TL-37 KD Key Different
TL-37 KA 1339 Keyed Alike 1339
5000 series double bitting, 6 tumbler, key retaining in unlocked position, solid die cast construction. Key blank: K750. 90° key rotation

SPARE TIRE LOCKS

Master Lock



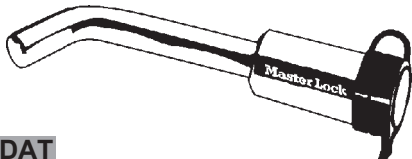
262DAT
Spare tire lock, lug nut style. Ideal for locking spare tires on RV's, truck, etc.

ARMOR LOCK

Master Lock



CLASS III/IV RECEIVER HITCH LOCK 5/8" PIN & SNAP-ON RECEIVER LOCK



Master Lock

375DAT

5/8" pin fits standard 2" receiver tube. Nickel-plated, hardened steel pin resists corrosion and provides strong cut and shear resistances. The lock body snaps (and locks) onto the receiver pin for fast and trouble-free application. The pin tumbler mechanism offers maximum pick resistance while the solid brass keyway and vinyl cover allows for extended weather protection.

Armored hardened steel shackle defies cutting. 1-3/4" laminated steel body for superior strength. 4-pin tumbler cylinder helps prevent picking. Shackle guard protects against bolt cutters and hacksaws. Shackle fits openings 1/2" diameter or larger; shackle guard removable to accommodate openings 9/32" diameter. Clearances: vertical 15/16", horizontal 7/16". Ideal for securing trailers, cables and chains. 2 keys.

Keyed Alike*

37 KA 15/16" vertical clearance.

*KEYED ALIKE NUMBERS STOCKED:
37 KA: 3383.

UNIVERSAL TRAILER COUPLER LOCK




Master Lock

377DAT

Universal coupler lock fits 1-7/8" and 2" ball diameters of the following coupler brands: Reese®, Fulton, Valley, Attwood®, Putnam, Marvel, Ideal, Acme, Dutton-Lainson and UFP. Easy to install and remove. Resists rust and corrosion. Guards against trailer towaway theft.

SOLID RECTANGULAR BRASS TRAILER COUPLER LOCK

Master Lock



605DAT

2-1/4" solid brass coupler lock with anti-sawing pin for maximum protection. Case-hardened steel shackle resists cutting and sawing. Solid brass case resists corrosion. Precision pin tumbler mechanism for superior pick resistance.

444 v1
(PL-42)

See page 446 for Cal Royal, Don Jo, Ives finish descriptions.
SUPER SPECIAL PRICING AVAILABLE ON ITEMS MARKED WITH ■ - SUPPLIES LIMITED - PLEASE INQUIRE.