


# MISCELLANEOUS

## WINDOW HARDWARE



### Window Lock

- Spring actuated lever provides positive direct pull which pulls rails together.
- Stops rattles and drafts.
- When unlocking, lever automatically returns to opened position.
- Made from wrought steel.
- Meets design requirements of ANSI/BHMA 156.16.
- Dimensions: Base: 1-3/8" x 2-5/16"; Strike: 9/16" x 2-1/4"



**Stock No. (Specify Finish)**

**IV-4F3**

Finishes: 3

### Window Lock

- Designed low to the sash for superior strength and greater resistance to breakage.
- Vertical and horizontal camming action for snug, non-rattling fit.
- Heavy gauge springs provide long-wearing action.
- Made from solid brass or aluminum.
- Meets design requirements of ANSI/BHMA 156.16.
- Dimensions:  
Base: 15/16" x 2-9/16"  
Strike: 5/8" x 2-9/16"



**Stock No. (Specify Finish)**

**IV-07A** Aluminum

Finishes: 3, 10B, 14, 15, 716

**IV-07MB** Solid Brass

Finishes: 3, 10B, 15, 15A, 26, 716

### Bar Window Lift

- Facilitates opening of window in a safe manner.
- Can also be used as a drawer or utility pull.
- Made from solid brass or aluminum.
- Meets ANSI/BHMA A156.16.
- Dimensions:  
Base: 1-1/8" x 4"  
Projection: 1-1/16"



**Stock No. (Specify Finish)**

**IV-026A** Aluminum

Finishes: 15, 92, 716, W

**IV-026MB** Solid Brass

Finishes: 3, 10B, 14, 15, 716

### Casement Fastener (2 sizes)

- For use on windows to provide weather-tight fastening and security.
- Also ideal for securing louvered doors and small doors.
- Made from solid brass or aluminum.
- Meets ANSI/BHMA A156.16.
- Dimensions:

**IV-066**


Base: 1-5/8" x 7/8"

Projection: 1-3/8"

**IV-66**

Base: 2-1/16" x 1-1/16"

Projection: 1-7/8"



**Stock No. (w/rim, mortise, surface strikes)**

**IV-066A3 RS MS SS** Aluminum

Finishes: 3, 5, 10B, 92

**Stock No. (w/rim & mortise strikes)**

**IV-066A3 RS MS** Aluminum

Finishes: 3

**Stock No. (w/mortise strike)**

**IV-066B \* MS** Solid Brass

Finishes: 3, 10B, 15, 15A, 26, 26D

**Stock No. (w/rim strike)**


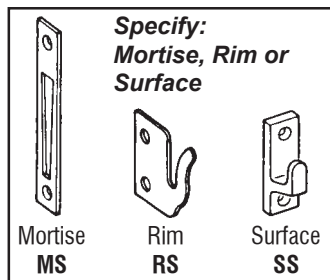
**IV-066B \* RS** Solid Brass

Finishes: 3, 10B, 15, 15A, 26, 26D

**Stock No. (w/surface strike)**

**IV-066B \* SS** Solid Brass

Finishes: 3, 10B, 15, 15A, 26, 26D



**Stock No. (w/mortise strike)**

**IV-66B \* MS** Solid Brass

Finishes: 3, 10B, 15, 15A, 26, 26D

**Stock No. (w/rim strike)**

**IV-66B \* RS** Solid Brass

Finishes: 3, 10B, 15, 15A, 26, 26D

**Stock No. (w/surface strike)**

**IV-66B \* SS** Solid Brass

Finishes: 3, 10B, 15, 15A, 26, 26D

# MISCELLANEOUS

## WINDOW HARDWARE




### Casement Adjuster


- Securely holds casement window in any position.
- Can also be used to hold cabinet lids and drafting table tops in various positions.
- Made from burnished steel or solid brass.
- Available in 10" and 12" lengths.
- Dimensions: Tube: 3/8" x 5/8"; Projection: 1"  
Sash Plate: Brass: 1-5/8" x 5/8"; Steel: 2 x 5/8"  
Sill Plate: 2-1/4" x 15/16"



Stock No. (Specify Finish & Length)  
**IV-71B3 10"** Length 10" - Brass



**HEAVY DUTY**  
For door or window. 2 per card.  
**MAG-8732 Aluminum**



**HEAVY DUTY**  
Fits wide or narrow tracks.  
No-Mar, 2 per card.  
**MAG-8746 Aluminum**

MAG is no longer in business. Therefore supplies are very limited.

## —FINISHES—

### Ives:

- US-3** Bright Brass, clear coated
- US-4** Satin Brass, clear coated
- US-5** Antique Brass, clear coated
- US-10** Satin Bronze
- US-10B** Oil Rubbed Bronze
- US-15** Satin Nickel, clear coated
- US-15A** Antique Nickel, clear coated
- US-26** Bright Chrome
- US-26D** Satin Chrome
- US-27** Satin Aluminum, clear anodized alum.
- US-28** Satin Aluminum, clear anodized.
- US-32D** Satin Stainless Steel
- 2C** Zinc Plated
- 3AL** Plated Bright Brass, clear coated
- 14** Bright Nickel Plated, clear coated
- 92** Aluminum clear coated
- 716** Aged Bronze
- W** White Epoxy Coated

### Cal Royal:

- US-3** Bright Brass
- US-4** Satin Brass
- US-5** Antique Brass
- US-10** Satin Bronze
- US-10B** Oil Rubbed Bronze
- US-15** Satin Nickel
- US-15A** Satin Nickel Oxidized
- US-26** Bright Chrome
- US-26D** Satin Chrome
- US-32D** Satin Stainless Steel
- DURO** Duronodic

### Don Jo:

- 605** Bright Brass
- 609** Antique Brass
- 613** Oil Rubbed Bronze
- 619** Satin Nickel
- 620** Antique Nickel
- 625** Bright Chrome
- 626** Satin Chrome
- 630** Satin Stainless Steel
- AL** Sprayed Aluminum
- BP** Brass Plated

**Cannot find what you need?  
It simple ...  
just give us a call...**



©ZIPF LOCK COMPANY

**446**  
v1  
(PL-42)

See page 446 for Cal Royal, Don Jo, Ives finish descriptions.

SUPER SPECIAL PRICING AVAILABLE ON ITEMS MARKED WITH ■ - SUPPLIES LIMITED - PLEASE INQUIRE.