


AUXILIARY RIM LOCKS

PROGRESSIVE
HARDWARE CO., INC.

JIMMY-PROOF VERTICAL DEADBOLT



- Solid bronze case-bolt strike
- Shutter guard for extra security
- Hardened drill point screws
- Solid brass cylinder 5SE1 keyway w/recessed cylinder collar
- Cycled over 250,000 times by Intertek Testing Services NA, Inc.



Turn Knob and Key with Flat Strike


- PG-1776/3** Polished Brass
- PG-1776/10** Satin Bronze
- PG-1776/26** Polished Chrome




Turn Knob and Key with Angle Strike

- PG-1778/3** Polished Brass
- PG-1778/10** Satin Bronze
- PG-1778/26** Polished Chrome


KNOBS, ROSES & SPINDLES



198-04-51
Replacement knobs. "Traditional Design." Visual box pack. Satin Brass.

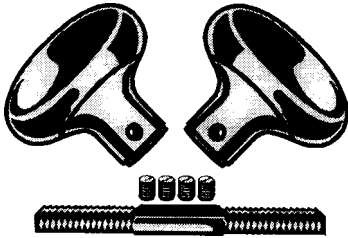


197-03-51
Replacement knobs. "Colonial Design." Visual box pack. Bright Brass.



199-03-51
Replacement knobs. "Crystal Design." Visual box pack. Bright Brass Hardware.

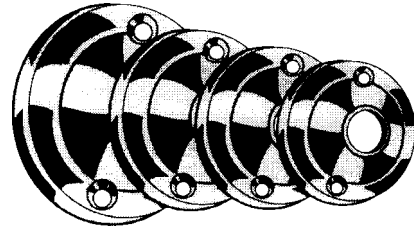
—KNOBS AND KNOB SETS—



Stock No. Finishes
PG-2600 US-3, 26D

Solid Brass, 2-1/4" replacement knob set. Case hardened double set screws and supplied with 3-1/2" straight spindle. Packed one pair in display box. Standard thread is 20 TPI.

SOLID BRASS REPLACEMENT DOOR KNOB ROSES



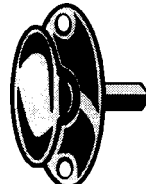
<u>Stock No.</u>	<u>Finish</u>	<u>Description</u>
PG-206	US-3	2-1/4" Solid brass rose
PG-208	US-3	3" Solid brass rose

Packaged one pair per poly bag with header for hanging.

—SOLID BRASS OVAL/ROUND PLATE—



Stock No. Finish
PG-75 US-3, 26D
Solid brass oval plate with bit key hole. 1-3/4" x 1-1/8" oval escutcheon. Packaged two plates per poly bag.




Stock No. Finish
PG-76 US-3
Solid brass oval plate with thumb turn. 1-3/4" x 1-1/8" oval escutcheon. Turn piece has 3/16" square tail. Packaged one per poly bag.

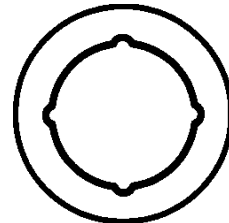
TRIM PLATES



Stock No. Finish
IL-213-04-51 Satin Brass
Wrought Steel construction. Plate measures: 7" x 2-1/4". Key to spindle hub measures: 2-1/4" (centers). 2 per package. Sold by the package.



SCAR PLATES



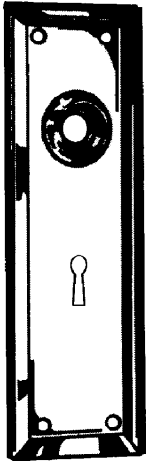
3-1/2" O.D.

Stock No. Finish
DJ-SP135 605, 609, 630
Scar plate used to convert 2-3/8" to 2-3/4" backset. Fits under rose of key-in-knob or deadbolt locks. 1 plate per package.

KNOBS, ROSES & SPINDLES

—SOLID BRASS TRADITIONAL BROAD BEVEL PLATE— 7" x 2-1/4"

PROGRESSIVE
HARDWARE CO., INC.



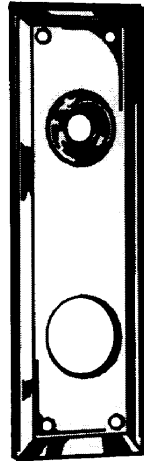
Stock No. Finish
PG-2000 US-3

Knob bearing and key slot.
Standard distance between
holes is 2-1/4"



Stock No. Finish
PG-2001 US-3, 4

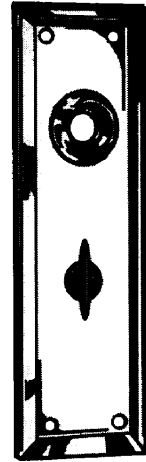
Knob bearing only.



Stock No. Finish
\$PG-2002 US-4, 26D

Knob bearing and cylinder
hole. Standard distance be-
tween holes is 3-11/16" C to
C.

\$-Discontinued.
Call for closeout
price



Stock No. Finish
PG-2003 US-3, 4

Knob bearing and turn piece.
Distance between holes is
2-7/16" C to C.

FINISHES:

US-3 Polished Brass
US-4 Satin Brass
US-26D Satin Chrome

—SOLID BRASS TRADITIONAL BROAD BEVEL PLATE— 10" x 2-3/4"

PROGRESSIVE
HARDWARE CO., INC.



\$-Discontinued. Call for
closeout price

Stock No. Finish
\$PG-2024 US-3

Push plate with four screw
holes only.

©ZIPF LOCK COMPANY

KNOBS, ROSES & SPINDLES

SOLID BRASS MARLBOROUGH PLATE 7-1/2" x 2-1/4"



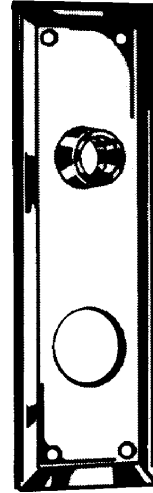
**PROGRESSIVE
HARDWARE CO., INC.**

**FINISHES:
US-4 Satin Brass**

Ⓣ-Discontinued. Call for
closeout price

Stock No. Finish
\$PG-4001 US-4
Knob bearing only.

—SOLID BRASS RUSSWIN-CORBIN BROAD BEVEL PLATE— 9" x 2-1/2"



**PROGRESSIVE
HARDWARE CO., INC.**

**FINISHES:
US-3 Polished Brass**

Ⓣ-Discontinued. Call for
closeout price


Stock No. Finish
\$PG-3002 US-3
Knob bearing and cylinder hole.
Distance between holes is 3-5/8"
C to C.




Straight Spindle



Swivel Spindle



Swivel Spindle w/holes



Split Spindle

Stock No.	Spindle Type	Thickness	Length	tpi*
SP-760-14	Straight Spindle	9/32"	4-1/2"	18
SP-760-17	Swivel Spindle	9/32"	6"	18
SP-760-16	Swivel w/holes	9/32"	4-3/4"	18
SP-760-18	Split Spindle	9/32"	2-5/8"	18

*tpi - Threads per inch.

**PROGRESSIVE
HARDWARE CO., INC.**

STEEL SPINDLES WITH 10-24 TAPPED HOLES

Miscellaneous Spindles - 20 TPI



PG-45-20-RTP

20 TPI swivel spindle 9/32" square x 4-3/4" long. Two
3/8" removable centers with tapped holes 10-24.



PG-44-20-05

20 TPI swivel spindle 9/32" square x 5" long. Straight
threaded.

KNOBS, ROSES & SPINDLES

REPLACEMENT STEEL SPINDLES

PROGRESSIVE
HARDWARE CO., INC.

Spindles for Russwin/Corbin - 20 TPI




PG-45-20-P

9/32" square x 4-3/4" long with stop pin. Corbin #21.



PG-45-20-C

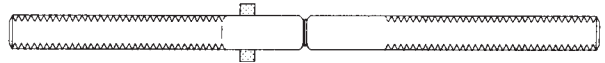
9/32" square x 4-3/4" long. 3/8" solid center one side. Corbin #22.



PG-45-20-32

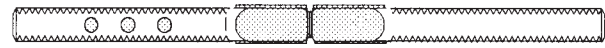
9/32" square x 4-3/4" long. 3/8" solid center one side 3 pin holes one side. Corbin #32.

Swivel threaded - 20 TPI



PG-45-20-P

9/32" square x 4-3/4" long. With stop pin.



PG-45-20-RPH

9/32" square x 4-3/4" long. Two 3/8" removable centers w/3 pin holes one side.

SECTIONAL SPINDLES



PG-46-20-2 5/8

Miscellaneous spindle - 20 TPI. 9/32" square x 2-5/8" long. Two piece sectional spindle.

Spindle cross-reference chart

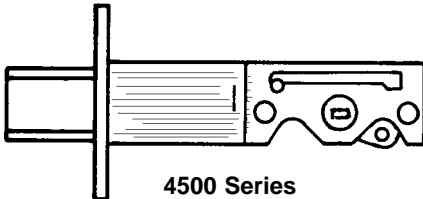
PROGRESSIVE
HARDWARE CO., INC.

STANDARD 20 TPI SPINDLES	Stock No.	Page No.	Replaces:
	PG-45-20-P	406	Russwin/Corbin #21, Quincy #21-P, Marks #9289
	PG-45-20-RPH	406	
	PG-45-20-C	406	Russwin/Corbin #22, Quincy #16-1/2
	PG-45-20-32	406	Russwin/Corbin #32, Quincy #132
	PG-45-20-RTP	405	Quincy #24
PG-46-20-2 5/8	406	Russwin #40, Baldwin #0527, Quincy #28, Yale #1193	

LATCHES

CAL-ROYAL

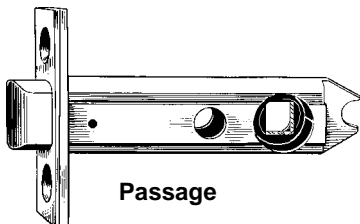
CAL-ROYAL	2-3/8" Square Face	2-3/8" D.I.	2-3/4" Square Face	2-3/4" D.I.
Barrington / Pioneer / PLG Latch	ZL-535 (BAS-238)	ZL-660 (SLDR-5)	ZL-536 (BAS-234)	ZL-661 (SLDR-2)
Barrington / Pioneer / PLG Deadlatch	ZL-537 (BAD-238)	ZL-662 (SLDR-4)	ZL-538 (BAD-234)	ZL-663 (SLDR-1)
Barrington / Pioneer / PLG Deadlatch	ZL-636 (SLD-334) 3-3/4" square face deadlatch			
Barrington / Pioneer / PLG	ZL-635 (SL-5) 5" link, for use with 2-3/4" latch/deadlatch			
Genesys Latch	ZL-539 (GNS-238)		ZL-540 (GNS-234)	
Genesys Deadlatch	ZL-541 (GND-238)		ZL-542 (GND-234)	
GL-160 Latch	ZL-667 (GL238)		ZL-668 (GL234)	
CRB Deadbolt	ZL-657 (B800-238)		ZL-658 (B800-234)	
Astor / SG / HIL / JHIL Passage	ZL-651 (ULSHIL238)		ZL-654 (ULSHIL234)	
Astor / SG Privacy	ZL-652 (ULSLS238)		ZL-654 (ULSHIL234)	
Astor / SG Deadlatch	ZL-653 (ULHIL238)		ZL-656 (ULHIL234)	
JHIL-30 Adj. Deadbolt	ZL-640 (ULJHIL)		ZL-640 (ULJHIL)	
T220 / T330 Deadbolt		ZL-664 (T22DRI-238)		ZL-665 (T22DRI-234)
CH-ED-500 / CH-EDD-400 ADJ		ZL-638 (EDRIVIN)		ZL-638 (EDRIVIN)
CH- Knobset Deadlatch	ZL-720 (4DRIVE2-1) 4-way adjustable drive-in w/removeable square corner faceplate			
CH- Leverset Deadlatch	ZL-721 (4DRIVE2-2) 4-way adjustable drive-in w/removeable square corner faceplate			
CH- Knobset Privacy/Passage	ZL-722 (4DRIVP2-1) 4-way adjustable drive-in w/removeable square corner faceplate			
CH- Leverset Privacy/Passage	ZL-723 (4DRIVP2-2) 4-way adjustable drive-in w/removeable square corner face-			



4500 Series



ILCO (LORI)	2-3/8" Square Face	2-3/8" D.I.	2-3/4" Square Face	2-3/4" D.I.
4500 Series	ZL-324 (4500-5000)	ZL-326 (4540-5014)	ZL-325 (4510-5001)	ZL-327 (4550-5001)
4500 Series 2" BS	ZL-426 (4900-5004) 2" backset, must order LOR-4600 housing with latch.			



Passage



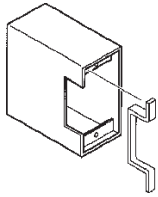
PROGRESSIVE	2-3/8" Square Face
Passage	ZL-454 (87)

©ZIPF LOCK COMPANY

STRIKES

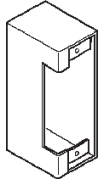


WELDABLE GATE BOXES



KD-K-BXES1

For installing Trine 005 and Rofu 1106 electric strikes.



KD-K-BXES2

For installing Rofu 1402, 1702 and 3402 electric strikes. Also Rutherford 7 Series.

SECURITY STRIKES

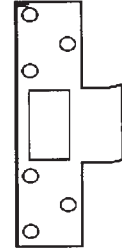
- Heavy gauge steel.
- Brass plated.
- Supplied with 1-1/2" screws.
- Individual poly bagged.



PG-9620

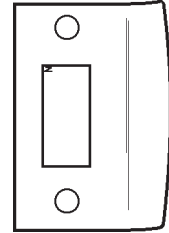


PG-9630



PG-9640

Stock No.	Size
PG-9620	10" x 1-1/4"
PG-9630	5-7/8" x 1-1/8"
PG-9640	5-7/8" x 1-1/8"



PG-73

Passage Strike-
Curved Lip
Brass Plated

STRIKES



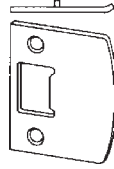
SC-10-001

605, 612, 613, 626
Standard Strike
SIZE: 2-3/4" x 1-1/8" x 3/32"



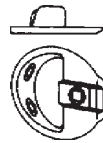
SC-10-025

605, 612, 613, 626
Strike for ANSI preparation
SIZE: 4-7/8" x 1-1/4" x 3/32"



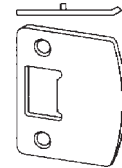
SC-10-026

605, 626
Full Lip Standard Strike



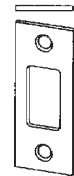
SC-10-058

605
Circular, adjustable
1-3/4" diameter
deadlatch strike



SC-10-027

605, 626
1/4" Radius Rounded
Corner Full Lip Strike



SC-10-094

605, 626
BC160, B360, BR260
Standard Strike
Square Corner

**We pride ourselves on our customer service.
We urge you to test us today and every day!**

©ZIPF LOCK COMPANY

SUPER SPECIAL PRICING AVAILABLE ON ITEMS MARKED WITH ■ - SUPPLIES LIMITED - PLEASE INQUIRE.

505v2
(PL-49)