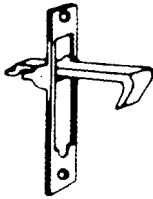



SLIDING (POCKET) DOOR LOCKS

POCKET DOOR LOCKS & PULLS

CAL-ROYAL



CR-EP23
US-3
Polished Brass
Edge Pull,
Flush Mount,
Size 3"



For Pocket Doors

- *Adjustable for 1-3/8" to 1-3/4" door thickness.
- Fully reversible.
- Simple to install.
- Individually polybagged & boxed.

*Privacy for 1-3/4" requires **Rocker Pin-SPECIFY**

FINISH:

US3(605)	Bright Brass
5(609)	Antique Brass
10B (613)	Oil Rubbed Bronze
15(619)	Satin Nickel
15A(620)	Antique Nickel
19(622)	Flat Black Coated
26(625)	Bright Chrome
26D(626)	Satin Chrome

<u>Stock No.</u>	<u>Description</u>	<u>Finishes</u>
SDL-16-	Privacy Lock	US3, 5, 10B, 15, 15A, 19, 26, 26D
SDL-17-	Passage Lock	US3, 5, 10B, 15, 15A, 19, 26, 26D

*Privacy has emergency release.



Stock No. (Specify Finish)
IV-990A Aluminum
Finishes: 716

Sliding Door Pull - Passage

- Fits doors 1-3/8" to 1-1/2".
- Decorative coined edges.
- Pre-assembled for doors opening left to right. Plates are reversible.
- Body and strike made from aluminum.
- Dimensions:
1-3/4" deep x 2-1/4" high



Stock No. (Specify Finish)
IV-990B Brass
Finishes: 3, 5, 613, 619, 620, 716

Sliding Door Pull - Passage

- Fits doors 1-3/8" to 1-1/2".
- Decorative coined edges.
- Pre-assembled for doors opening left to right. Plates are reversible.
- Body and strike made from solid brass.
- Dimensions:
1-3/4" deep x 2-1/4" high

US-3	Polished Brass
US-5	Antique Brass
US-26	Polished Chrome
613	Oil Rubbed Bronze
619	Satin Nickel
620	Antique Nickel
716	Aged Bronze



Stock No. (Specify Finish)
IV-991B Brass
Finishes: 3, 26, 613, 619, 620, 716

Sliding Door Lock - Privacy

- Fits doors 1-3/8" to 1-1/2".
- Decorative coined edges.
- Pre-assembled for doors opening left to right. Plates are reversible.
- Body, turn knob and strike made from solid brass.
- Dimensions:
1-3/4" deep x 2-1/4" high

Round Pocket Door Lock

- Fits standard 2-1/8" prep.
- Installs in minutes.
- Auto Catch Lock Mechanism.
- Lifetime Mechanical Warranty.
- Lifetime Finish Warranty.

<u>Stock No.</u>	<u>Description</u>
KW-334	Passage
KW-335	Privacy

Specify Stock No. and Finish.



DOOR THICK: 1-3/8" to 1-3/4"
BACKSET: 2-3/8"
BORE: 2-1/8" x 1"
FINISHES:

SPECIFICATIONS

US-3 (605)	Polished Brass
US-5 (609)	Antique Brass
US-10B (613)	Oil Rubbed Bronze
US-15(619)	Satin Nickel
US-15A (620)	Antique Nickel
US-26D (626)	Satin Chrome
US-32 (629)	Bright Stainless Steel

©ZIPF LOCK COMPANY

SLIDING (POCKET) DOOR LOCKS

POCKET DOOR LOCKS & PULLS

DON-JO



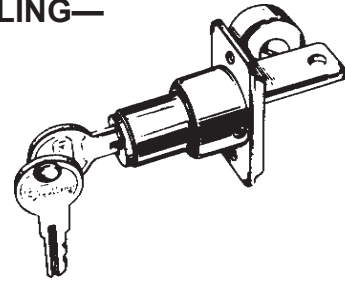
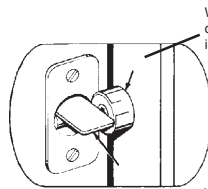
**Edge Pull
DJ-104**

Finishes: 605, 613, 626
Material: Solid Brass.
Dimensions: 3-7/8" x 3/4"

605 Polished Brass
626 Satin Chrome

US-3 Polished Brass
US-26D Satin Chrome

—STERLING—



Stock No **Finishes** **Keying**
ST-1062 **US-3 or 26D** **KD or KD**

This sturdy lock provides a simple low-cost means of locking pocket doors. May be installed in almost any pocket door. All exterior surfaces are plated for good appearance. Quick and easy to install. No Mortising. Fits doors 1-3/8" to 1-3/4" thick. Jamb strike furnished. Two keys.

IVES

Sliding Door Edge Pull

- 3/4" width allows installation on narrow as well as standard doors.
- Spring automatically returns lever flush with plate.
- Made from solid brass.
- Conforms to design requirements of ANSI/BHMA A156.14 D2801.
- Dimensions: 3-7/8" H x 3/4" W




US-3 Polished Brass
US-5 Antique Brass
US-10 Satin Bronze
US-10B Oil Rubbed Bronze
US-15 Satin Nickel
US-15A Antique Nickel
US-26 Polished Chrome
US-26D Satin Chrome

Stock No. (Specify Finish)
IV-230B

Finishes: 3, 10, 10B, 15, 15A, 26, 26D


—STERLING—

FOLDING DOOR LOCK



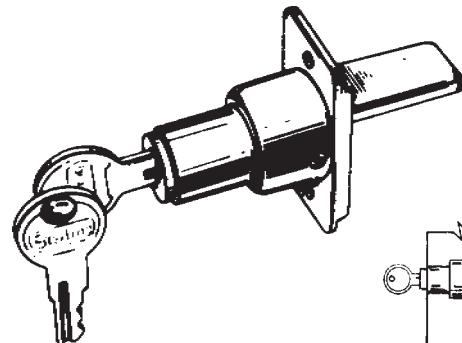
ST-1064 US-3

Positive locking action. Easy to mount. Only one 3/4" hole needed in one door. Strike is mounted on back side of opposite panel or on striking jamb. Key may be removed in either locked or unlocked position. Two keys per lock. Fits doors from 3/4" to 1-3/8" thick.



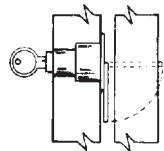
US-3 Polished Brass
US-26D Satin Chrome

SLIDING DOOR LOCK



ST-1068 US-3, 26D

A truly quality wardrobe lock. Patented, positive-action design with lock cylinder geared directly to the tongue. One half turn of key locks or unlocks. Fits doors 3/4" to 1-3/4" thick. Two keys per lock.



**REMEMBER: If you don't see what you need,
please contact us with your requirements.**

©ZIPF LOCK COMPANY

SUPER SPECIAL PRICING AVAILABLE ON ITEMS MARKED WITH ■ - SUPPLIES LIMITED - PLEASE INQUIRE.

499 v1
(PL-48)