

ILCO



4500 SERIES BARRIER MORTISE CYLINDER DEADLOCK

- Patented deadlock with 1" throw bolt
- Heavy duty cylinder housing
- Heavy duty reinforced strike
- Bolt and housing interlock for maximum strength
- No exposed screws on double cylinder model
- Reinforced, tapered, free spinning collars
- Armored front shields cylinder set screws
- Uses solid brass mortise cylinders with Adams-Rite Cam
- Accepts virtually all manufacturers' mortise cylinders—conventional, interchangeable core or high security
- Two hardened steel rods in bolt resist sawing

SPECIFICATIONS

DOOR THICKNESS:	1-3/8" to 1-3/4"
BACKSET:	2-3/8", 2-3/4"
BORE:	2-1/8" x 1"
BOLT THROW:	1"
CYLINDER:	Brass, 1"
FINISHES:	03P Bright Brass Permanent 26D Satin Chrome



Single Cylinder

LOR-4513	2-3/8"
LOR-4514	2-3/4"
LOR-4515	2-3/8" Drive-in
LOR-4516	2-3/4" Drive-in

Double Cylinder

LOR-4523	2-3/8"
LOR-4524	2-3/4"
LOR-4525	2-3/8" Drive-in
LOR-4526	2-3/4" Drive-in

We stock locks with cylinder(s)...

To Order, Specify:

Function: **4513** Single Cylinder, 2-3/8"
 Finish: **-03P** Bright Brass Permanent
 Cylinder: **-SC** Schlage Keyway

*We stock the following keyways as complete locks: KW, SC, YA.
 They have 5 pin cylinder(s).*

Keyway	Keyway
-AA2 Arrow	-RB2 Russwin D1
-CA2 Corbin 60	-SC2 Schlage C
-CE2 Corbin/Russwin L4	-SE2 Schlage E
-FA2 Segal 9 (1022)	-SX2 Schlage C/K
-GA2 Sargent LA	-UA2 Ilco X1054K
-KS2 Kwikset (1176)	-WA2 Weiser 1555
-LA2 Lockwood 1004	-XE2 Dexter 67
-NB2 Composite HR1*	-YA2 Yale 8
-RA2 Russwin 5981	

*Can be keyed to Sargent U & S, Weslock, Harloc, SE1 and Lori L200. 1st pin at .216"

• Keyways available subject to change •

...OR without cylinders

To Order Lock, Specify:

Function: **4513** Single Cylinder, 2-3/8"
 Finish: **-26D** Satin Chrome
 Keyway: **-00** Less Cylinder

Cylinders—(if needed)

To Order Cylinder, Specify:

Cylinder: **7165** For Single Cylinder
 Keyway: **-WA2** Weiser 1555
 Finish: **-26D** Satin Chrome

To Order Cylinders, Specify:

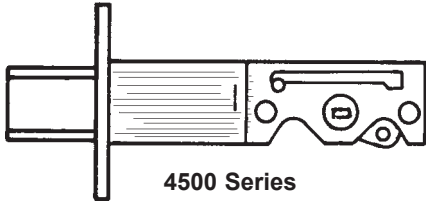
Cylinder: **7165** For Double Cylinder
 Keyway: **-WA2** Weiser 1555
 Finish: **-26D** Satin Chrome
-KA2 2 cylinders K.A.

*We stock the cylinders in the keyways listed at left. .
 These cylinder are 1" with 5-pin keyway and AR cam.*

*For 6-pin keyways order cylinder 7185 and AR cam
 part number IL-863A-00-10.*

**YOU MUST USE AN ADAMS RITE CAM WITH THESE
 CYLINDER-ORDER SEPARATELY if needed**


ILCO



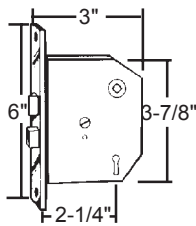
4500 Series




ILCO (LORI)	2-3/8" Square Face	2-3/8" D.I.	2-3/4" Square Face	2-3/4" D.I.
4500 Series	ZL-324 (4500-5000)	ZL-326 (4540-5014)	ZL-325 (4510-5001)	ZL-327 (4550-5001)
4500 Series 2" BS	ZL-426 (4900-5004) 2" backset, must order LOR-4600 housing with latch.			




IL-213-04-51
Trim Plates.
Finish: Satin Brass




IL-214-04-51
Bit Key Lock.
Finish: Satin Brass




IL-215-04-51
Bit Key Mortise Lock
Finish: Satin Brass




IL-220-53-41
Night Latch.
Finish: Bronze Lacquer



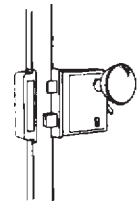
IL-530-53-41
Jimmyproof Deadbolt Lock,
Single Cylinder
Finish: Bronze Lacquer



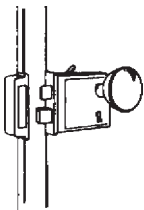
IL-535-53-41
Jimmyproof Deadbolt Lock,
Double Cylinder
Finish: Bronze Lacquer



IL-545-53-41
Surface Deadlock
Finish: Bronze Lacquer



IL-590-04-51
Rim Lockset-Vertical
Finish: Satin Brass



IL-591-04-51
Rim Lockset-Horizontal
Finish: Satin Brass

Finishes

- 04 Satin Brass (paint)
- 53 Bronze Lacquer