

FILE CABINET LOCKING BARS

ABUS



Stock No.	Drawers	Length
ML-1	1	11"
ML-2	2	21-1/2"
ML-3	3	33-1/2"
ML-4	4	45"
ML-5	5	56"

Multi-point locking design

Red inner slide bar interlocks with specially designed locking lug hinge at each drawer opening when in locked position. This multiple point locking principle eliminates torque on the bar usually found in devices that lock at the top and bottom position only.

Spring-open action

A slight upward motion of the red inner slide bar releases all lock points, permitting the built-in spring-loaded hinge to swing bar clear of drawer openings. Engineered to give sufficient clearance for unrestricted access to adjacent files when locked or unlocked.

No storage—accident—damage problem

Since Multi-Lock bars become an integral part of the file and swing clear of drawer openings, they solve the problem of storing heavy, dangerous bars in the office.

Simple installation

Can be installed with blind rivets provided or steel metal screws*. Whichever method is used, the integrity of the fastener is protected, since the points of attachment are completely covered by the bar in the closed position, effectively preventing surreptitious entry. Multi-Lock can be installed without opening the file or disturbing the contents—in a matter of minutes.

Drill upper rivet hole(#20 — .161 diameter) 2-3/8" down and 1/4" over from the upper drawer opening. Insert and set rivet to hold bar in place. Use hinges as locators for other holes. Drive rivets home while keeping hinges firmly in place against file.

The inner slide bar can be reversed to permit installation on either right or left side of file cabinet(normally supplied for left side installation).

*If installation with sheet metal screws if preferred, use #8 X 3/8" pan head, type A.

SPECIFICATIONS

Constructed of heavy 16-gauge formed steel. Chrome plated. Inner slide bar finished in red thermosetting acrylic enamel. All hinges and locking lugs are of 16-gauge steel. Chrome Plated. 5/32" diameter cherry rivets supplied.



©ZIPF LOCK COMPANY

FILE CABINET LOCKING BARS

SWING-A-WAY



File cabinet locking bar mounts on left hand side of cabinet for standard applications. A right hand model is also available for special applications. Will not block adjoining cabinets when in either locked or unlocked position. Red tape strip on inside of locking bar indicates unlocked position and protects painted finish on filing cabinet when locked. May also be used to lock sliding drawers on roll-away tool cabinets, or any cabinet with steel drawers. Individually boxed with fasteners. Padlock not included, please let know if needed.



Left Hand Stock No.	Right Hand Stock No.	Length	Description
FB-1L	FB-1R	18-3/4"	For desk drawers
FB-2L	FB-2R	23-1/2"	For 2 drawer cabinets
FB-3L	FB-3R	33"	For 3 drawer cabinets
FB-4L	FB-4R	49-1/2"	For 4 drawer cabinets
FB-5L	FB-5R	55"	For 5 drawer cabinets

INSTALLATION—

The part that mounts to the face of the file cabinet is approx 1/2" wide. You simply lay the bar on the face of the file cabinet, mark the holes with a felt tip pin, drill a pilot hole and screw it on. The lower leg measures approx 2-1/8" across and about 11/16" high - most filing cabinets have plenty of room below the lower cabinet for this piece. The picture of the bar shown above is shown in the locked position. It lifts up and out the L-leg on the left side of the image. The bag with the screws shows the drill bit size (#31) for the pilot hole.




MISCELLANEOUS

DOOR BOLTS

Dutch Door Bolts

- Practical, rugged, attractive bolt for application on dutch doors as well as other areas.
- Chamfered rod end draws the two leaves of door tightly together.
- Sufficient tolerance provided in strike opening to allow for misalignment of door leaves and also prevents binding of bolt.
- Decorative 1" diameter knob designed to facilitate bolt operation.
- Made from solid brass.
- Packed with Standard Strike.
- Dimensions: Throw: 5/8"; Projection: 1-1/8"; Half Round Rod: 5/8"; Overall Width: 1-5/8"; Rod Length: 4-1/4"; Overall Length, including knob: 4-3/8"

IVES



Stock No. (Specify Finish & Length)
IV-054MB 6" length - Steel
Finishes: 10B, 15, 26D

Surface Bolt

- Surface Bolt has 1-3/16" throw for maximum security.
- Strong tension springs prevent creep.
- Ideal for all types of doors.
- Available 12" length. (8", 18" and 24" by special order)
- Unit packed with standard screws for added security.
- Unit packed with both a universal top strike (T) and a mortise bottom strike (B).
- Constructed of heavy duty steel.
- 8" and 12" Bolts are UL listed up to 3 hours when used on the inactive door of a pair up to 10' in height.
- Meets ANSI/BHMA A156.16 L84161
- Dimensions: Bar: 3/4" Wide x 1/4" Thick; Overall Width: 2-1/32"; Overall Projection: 1-5/16"
 Top Strike: 1-1/2" x 1-1/2" Angle, 3/16" Thick; Bottom Strike: 3-1/2" Long x 1-5/8" Wide x 1/8" Thick.

IVES



US



MS

Stock No.
IV-SB453-12-TB

Length: 12"
Finishes: 10B, 26D

Master Lock

DUAL FUNCTION DOOR SECURITY BAR

Adjusts to fit most Sliding and Hinged doors



For Sliding Doors

Stock No.
265D (White)


For Hinged Doors



- Non-marring yoke (removable for sliding doors)
- Designed to fit most doors, simple push button adjustment.
- High strength steel tube. 20-gauge.
- Portable. Collapsible, to fit most suitcases and garment bags.
- Pivoting ball joint for full contact on floor.
- Padded foot provides sure grip on most floors.
- Lifetime Guarantee.

DOOR CHAINS

CAL-ROYAL



CR-DG22
 US3 Solid Brass
 Chain Door Guard
 6-3/4" Chain

IVES



Stock No.
IV-481F Steel
Finishes: 3, 15, 716

Made from burnished wrought steel. Packed with sheet metal screws. Door plate: 3-3/8" x 1-7/16". Chain holder: 1-10/16" x 3/4". Chain length: 4-3/4".

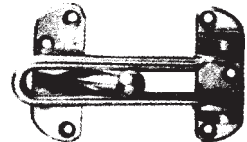
DOOR GUARDS

CAL-ROYAL

CR-BBDHG88

US3, 5, 26D

Zinc Diecast Swing Bar Door Guard with ball bearing
Limited supply of US-5. Call for closeout price.



Master Lock

ADJUSTABLE LOCK & ALARM FOR SLIDING WINDOWS & PATIO DOORS

ALARM



Stock No.
266D (White)

Pressure activated 110dB alarm.
 Fits larger sliding windows & patio doors.
 Excellent visual deterrent.

©ZIPF LOCK COMPANY

430 v2
 (PL-42)

See page 446 for Cal Royal, Don Jo, Ives finish descriptions.
 SUPER SPECIAL PRICING AVAILABLE ON ITEMS MARKED WITH ■ - SUPPLIES LIMITED - PLEASE INQUIRE.