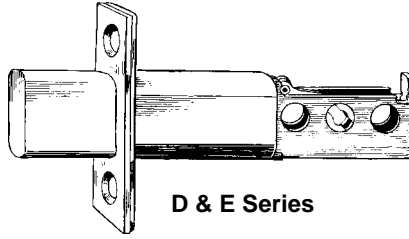



# LATCHES



D & E Series



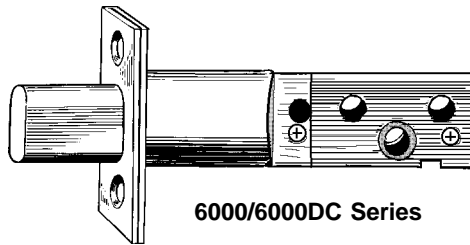
H & M Series

ARROW	2-3/8" Square Face	2-3/8" D.I.	2-3/4" Square Face	2-3/4" D.I.
D & E Series	<b>ZL-334</b> (141)	<b>ZL-336</b> (145)	<b>ZL-335</b> (142)	<b>ZL-337</b> (146)
H & Q Series Deadlatch			<b>ZL-298</b> (161)	
MK Series Latch	<b>ZL-349</b> (101)			
MK Series Latch (1-1/8" Face)			<b>ZL-350</b> (104)	
MK Series Deadlatch	<b>ZL-99</b> (111)			<b>ZL-321</b> (116)
MK Series Deadlatch (1-1/8" Face)			<b>ZL-100*</b> (114)	
ML & L Lever Series Latch (UL)	<b>\$ZL-564</b> (271)		<b>\$ZL-565*</b> (274)	
ML & L Lever Series Deadlatch (UL)	<b>ZL-566</b> (281)			

\*Has 1-1/8" wide face.

\$Discontinued, call for closeout prices.

## TWIN/6000 SERIES



6000/6000DC Series



ASSA	2-3/8" Square Face	2-3/4" Square Face		
6000/6000DC Series	<b>ZL-434</b> (907003)	<b>ZL-435</b> (907001)		

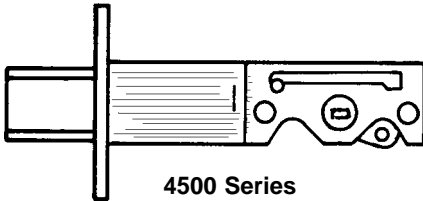
©ZIPF LOCK COMPANY

**406** v3 SUPER SPECIAL PRICING AVAILABLE ON ITEMS MARKED WITH ■ - SUPPLIES LIMITED - PLEASE INQUIRE.  
(PL-38)

# LATCHES

## CAL-ROYAL

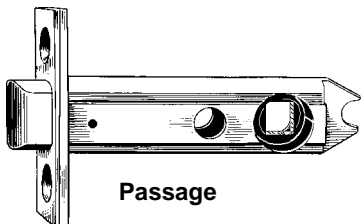
<b>CAL-ROYAL</b>	2-3/8" Square Face	2-3/8" D.I.	2-3/4" Square Face	2-3/4" D.I.
Barrington / Pioneer / PLG Latch	<b>ZL-535</b> (BAS-238)	<b>ZL-660</b> (SLDR-5)	<b>ZL-536</b> (BAS-234)	<b>ZL-661</b> (SLDR-2)
Barrington / Pioneer / PLG Deadlatch	<b>ZL-537</b> (BAD-238)	<b>ZL-662</b> (SLDR-4)	<b>ZL-538</b> (BAD-234)	<b>ZL-663</b> (SLDR-1)
Barrington / Pioneer / PLG Deadlatch	<b>ZL-636</b> (SLD-334) 3-3/4" square face deadlatch			
Barrington / Pioneer / PLG	<b>ZL-635</b> (SL-5) 5" link, for use with 2-3/4" latch/deadlatch			
Genesys Latch	<b>ZL-539</b> (GNS-238)		<b>ZL-540</b> (GNS-234)	
Genesys Deadlatch	<b>ZL-541</b> (GND-238)		<b>ZL-542</b> (GND-234)	
GL-160 Latch	<b>ZL-667</b> (GL238)		<b>ZL-668</b> (GL234)	
CRB Deadbolt	<b>ZL-657</b> (B800-238)		<b>ZL-658</b> (B800-234)	
Astor / SG / HIL / JHIL Passage	<b>ZL-651</b> (ULSHIL238)		<b>ZL-654</b> (ULSHIL234)	
Astor / SG Privacy	<b>ZL-652</b> (ULSLS238)		<b>ZL-654</b> (ULSHIL234)	
Astor / SG Deadlatch	<b>ZL-653</b> (ULHIL238)		<b>ZL-656</b> (ULHIL234)	
JHIL-30 Adj. Deadbolt	<b>ZL-640</b> (ULJHIL)		<b>ZL-640</b> (ULJHIL)	
T220 / T330 Deadbolt		<b>ZL-664</b> (T22DRI-238)		<b>ZL-665</b> (T22DRI-234)
CH-ED-500 / CH-EDD-400 ADJ		<b>ZL-638</b> (EDRIVIN)		<b>ZL-638</b> (EDRIVIN)
CH- Knobset Deadlatch	<b>ZL-720</b> (4DRIVE2-1) 4-way adjustable drive-in w/removeable square corner faceplate			
CH- Leverset Deadlatch	<b>ZL-721</b> (4DRIVE2-2) 4-way adjustable drive-in w/removeable square corner faceplate			
CH- Knobset Privacy/Passage	<b>ZL-722</b> (4DRIVP2-1) 4-way adjustable drive-in w/removeable square corner faceplate			
CH- Leverset Privacy/Passage	<b>ZL-723</b> (4DRIVP2-2) 4-way adjustable drive-in w/removeable square corner face-			



4500 Series



<b>ILCO (LORI)</b>	2-3/8" Square Face	2-3/8" D.I.	2-3/4" Square Face	2-3/4" D.I.
4500 Series	<b>ZL-324</b> (4500-5000)	<b>ZL-326</b> (4540-5014)	<b>ZL-325</b> (4510-5001)	<b>ZL-327</b> (4550-5001)
4500 Series 2" BS	<b>ZL-426</b> (4900-5004) 2" backset, must order <b>LOR-4600</b> housing with latch.			



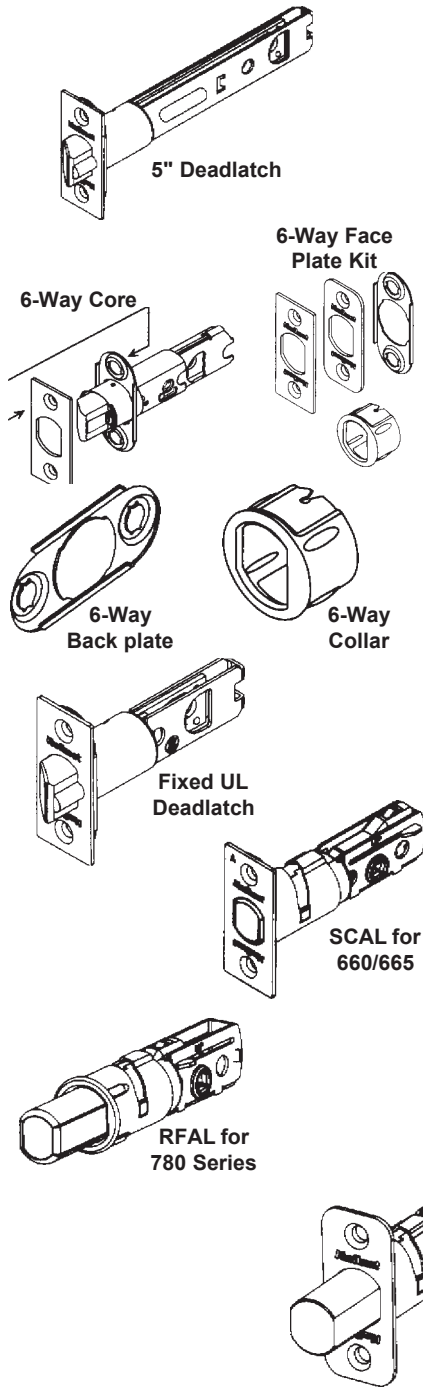
Passage



<b>PROGRESSIVE</b>	2-3/8" Square Face
Passage	<b>ZL-454</b> (87)

©ZIPF LOCK COMPANY

# LATCHES

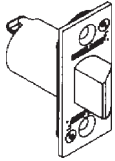


Description	Stock No.	Factory No.
<b>Fixed Latches—</b>		
5" Deadlatch	ZL-159	83014
5" Deadbolt (Kwikset Security)	ZL-631	82730
<b>6-Way Adjustable Latches—</b>		
6-Way Core Plain Latch	ZL-613	81847
6-Way Plain Latch Collar	ZL-613C	81829
6-Way Plain Latch Service Kit	ZL-613FP	81845
6-Way Core Deadlatch	ZL-616	81846
6-Way Deadlatch Collar	ZL-616C	81828
6-Way Deadlatch Service Kit	ZL-616FP	81844
6-Way Back Plate	ZL-613BP	81827
<b>U.L. Listed Fixed Latches—</b>		
2-3/8" U.L. Latch	ZL-627	84296
<b>660-665 Series Deadbolt Latches (600 Series Handlesets)—</b>		
SCAL - Adjustable Square Corner Latch	ZL-618	81308
RCAL - Adjustable Round Corner Latch	ZL-618RC	81305
RFAL - Adjustable Drive-in Latch	ZL-619	81306
<b>780-785 Series Deadbolt Latches (500 Series Handlesets)—</b>		
SCAL - Adjustable Square Corner Latch	ZL-497	86084
RCAL - Adjustable Round Corner Latch	ZL-497RC	86085
RFAL - Adjustable Round Face Latch	ZL-498	84505
<b>980-980S Series Deadbolt Latches (800 Series Handlesets)—</b>		
SCAL - Adjustable Square Corner Latch	ZL-623	81254
RCAL - Adjustable Round Corner Latch	ZL-623RC	81253
RFAL - Adjustable Round Face Latch	ZL-624	81255

Please specify finish when ordering latches.

# LATCHES

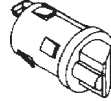
## COMMERCIAL LATCHES



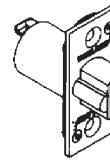
ZL-471



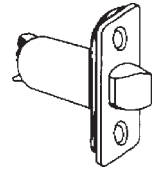
ZL-41A



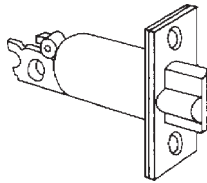
ZL-194



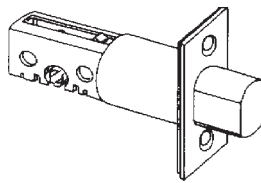
ZL-47



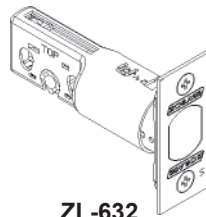
ZL-124



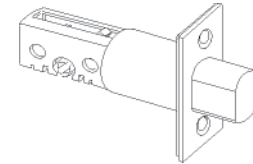
ZL-67



ZL-521



ZL-632



ZL-520

SCHLAGE-COMMERCIAL	2-3/8" Square Face	2-3/8" D.I.	2-3/4" Square Face	2-3/4" D.I.
A Latch	ZL-471 (11-068)	ZL-473 (11-110)	ZL-472N (11-111)	ZL-474 (11-113)
A Latch (1-1/8" Face)			ZL-472 (11-116)	
A Deadlatch	ZL-47 (11-085)	ZL-194 (11-104)	ZL-123N (11-091)	ZL-237 (11-105)
A Deadlatch (1-1/8" Face)			ZL-123 (11-096)	
A Deadlatch 3-3/4" Backset	ZL-347 (11-103) 3-3/4" square face deadlatch for A Series			
A Series 5" Link (Use with 2-3/8")	ZL-41A (41-005) 5" link, for use with 2-3/8" latch/deadlatch			
B Deadlatch (B250)	ZL-67 (12-100)		ZL-176 (12-103)	
B Deadbolt (B560)	ZL-632 (12-288)	ZL-634 (12-290)	ZL-632 (12-288)	ZL-634 (12-290)
B Deadbolt (B600)	ZL-520 (12-630)	ZL-522 (12-640)	ZL-521 (12-631)	ZL-523 (12-641)
BC Deadbolt (BC100) Adjustable		ZL-602 (12-268)		ZL-602 (12-268)
D Latch (Knob & Old Lever)			ZL-124 (14-001)	
D Deadlatch (Knob & Old Lever)	ZL-506 (14-047)		ZL-125 (14-019)	
ND Latch (New Lever)			ZL-609 (13-048)	
ND Deadlatch (New Lever)	ZL-506 (14-047)		ZL-610 (13-047)	
D Deadlatch 3-3/4" Backset	ZL-338 (14-028) 3-3/4" square face deadlatch for D Series			
D Series 5" Link (Use with 2-3/4")	ZL-41D (43-005) 5" link, for use with 2-3/4" latch/deadlatch			
H Adjustable Deadbolt (H110/153)	ZL-632 (12-288)	ZL-634 (12-290)	ZL-632 (12-288)	ZL-632 (12-290)
H Latch (H110)	ZL-471 (11-068)	ZL-473 (11-110)	ZL-472N (11-111)	ZL-474 (11-113)
H Deadlatch (H153)	ZL-47 (11-085)	ZL-194 (11-104)	ZL-123N (11-091)	ZL-237 (11-105)

▪ More latches on next page ▪

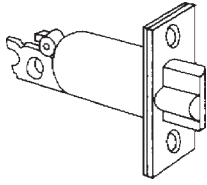
©ZIPF LOCK COMPANY

SUPER SPECIAL PRICING AVAILABLE ON ITEMS MARKED WITH ■ - SUPPLIES LIMITED - PLEASE INQUIRE.

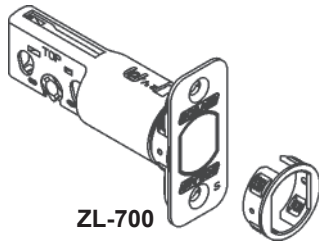
409<sup>v1</sup>  
(PL-38)

# LATCHES

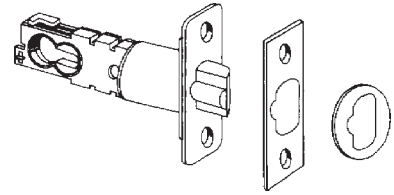
## RESIDENTIAL LATCHES



ZL-67



ZL-700



ZL-575


SCHLAGE-RESIDENTIAL	2-3/8" Square Face	2-3/8" D.I.	2-3/4" Square Face	2-3/4" D.I.
B Deadlatch (B250)	ZL-67 (12-100)		ZL-176 (12-103)	
B Deadbolt (B60)	ZL-700 (12-321) Adjustable - Has round corner & Drive-in faces			
**F Latch (Adjustable)		ZL-401 (16-202)		ZL-401 (16-202)
F Latch Triple-3AL	ZL-574 (16-210) Triple Option (3AL) - Has square, round corner faces & Drive-in			
F Deadlatch 5" Backset	ZL-508 (16-126) 5" square face deadlatch for F Series			
F Deadlatch Triple-3AL	ZL-575 (16-211) Triple Option (3AL) - Has square, round corner faces & Drive-in			
**MD Passage Latch			ZL-476* (12-251)	
**MD Privacy Latch			ZL-478* (12-253)	

\*Less Faceplate. Faceplate Stock No. SC-B520-322. Specify Finish: 605 or 626.

\*\*DISCONTINUED-Limited Supply. CALL FOR CLOSEOUT PRICES.

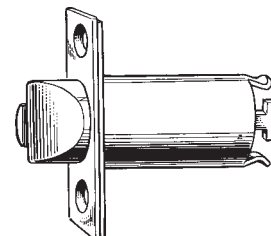


SI-204168-26D-01 Satin Chrome  
1/2" floating front throw latch, 2-3/4"  
backset. For 1000 and L1000 series.



5300 Series  
Latch/Deadlatch

# Yale



5400 Series  
Latch/Deadlatch

YALE	2-3/8" Square Face	2-3/8" D.I.	2-3/4" Square Face	2-3/4" D.I.
3500 Series Deadbolt	ZL-573 (511A)			
5300 Series Latch	ZL-126 (378N)		ZL-129 (380BN)	
5300 Series Deadlatch	ZL-59 (380N)			
5400 Series Latch			ZL-130 (493)	

©ZIPF LOCK COMPANY

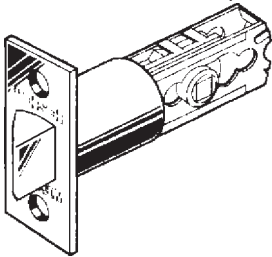
410<sub>v2</sub> SUPER SPECIAL PRICING AVAILABLE ON ITEMS MARKED WITH ■ - SUPPLIES LIMITED - PLEASE INQUIRE.  
(PL-38)

# LATCHES

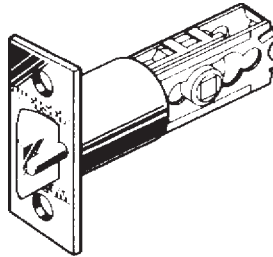
NOTE: THESE LATCHES ARE FOR THE "OLD" WEISER CHASSIS. THEY WILL NOT WORK WITH THE NEW WEISER (KWIKSET) CHASSIS. SEE THE KWIKSET LATCHES FOR THAT CHASSIS (PAGE 408)

**WEISER  
LOCK™**

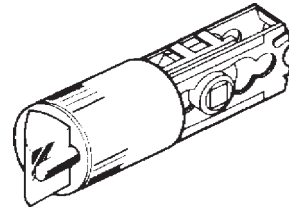
LIMITED SUPPLY



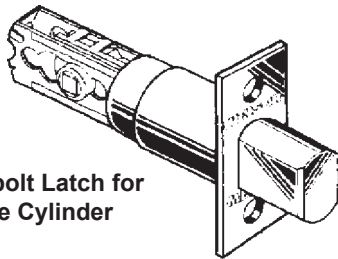
Interior Function Spring Latch  
For A, AC, LA Series &  
Handleset (lower section).



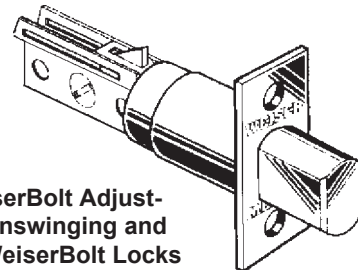
Deadlocking Latch for A, AC,  
LA (not lever by lever) Series  
Front/Back Locksets.



Deadlocking Latch for A, AC,  
LA (not lever by lever) Series  
Front/Back Locksets.



Adjustable Deadbolt Latch for  
Single and Double Cylinder  
Deadbolt Locks



DA Series WeiserBolt Adjust-  
able Latch for Inswinging and  
Outswinging WeiserBolt Locks

<b>WEISER</b>	2-3/8" Square Face	2-3/8" D.I.	2-3/4" Square Face	2-3/4" D.I.
CS Combo Deadlatch(AL)	<b>ZL-533</b> (A52560)		<b>ZL-533</b> (A52560)	
A, AC, LA Latch (AL)	<b>ZL-430</b> (A52460)	<b>ZL-431</b> (A50469)	<b>ZL-430</b> (A52460)	<b>ZL-431</b> (A50469)
A, AC, LA Latch (RCAL)	<b>ZL-430RC</b> (A52461)		<b>ZL-430RC</b> (A52461)	
A, AC, *LA Latch (6WAL)	<b>ZL-625</b> (A50469 6L) 6-Way - includes drive-in latch with square & radius faceplates.			
A, AC, *LA Deadlatch (AL)	<b>ZL-432</b> (A52460D)	<b>ZL-433</b> (A50469D)	<b>ZL-432</b> (A52460D)	<b>ZL-433</b> (A50469D)
A, AC, *LA Deadlatch(RCAL)	<b>ZL-432RC</b> (A52461D)		<b>ZL-432RC</b> (A52461D)	
A, AC, *LA Deadlatch(6WAL)	<b>ZL-626</b> (A50469D 6L) 6-Way - includes drive-in latch with square & radius faceplates.			
AC Latch (AL) Discontinued	<b>ZL-500</b> (A52860)	<b>ZL-534</b> (A50869)	<b>ZL-500</b> (A52860)	<b>ZL-534</b> (A50869)
AC Latch(RCAL) Disc.	<b>ZL-500RC</b> (A52861)		<b>ZL-500RC</b> (A52861)	
A, AC Handleset (lower)	<b>ZL-625</b> (A50469 6L) 6-Way - includes drive-in latch with square & radius faceplates.			
LA, LC Handleset (lower)	<b>ZL-510</b> (A52360)		<b>ZL-510</b> (A52360)	
D/DC Series (AL)	<b>ZL-465</b> (A74460)	<b>ZL-466</b> (A76469)	<b>ZL-465</b> (A74460)	<b>ZL-466</b> (A76469)
D/DC Series (RCAL)	<b>ZL-465RC</b> (A74461)		<b>ZL-465RC</b> (A74461)	
D/DC Series (6WAL)	<b>ZL-467</b> (A74469 6L) 6-Way - includes drive-in latch with square & radius faceplates.			
Weiserbolt (AL)	<b>ZL-507</b> (A64460)		<b>ZL-507</b> (A64460)	

**AL**-2-3/8" to 2-3/4" square face adjustable; **RC**-round corner face; **RCAL**-round corner face adjustable backset.

**6WAL** - includes drive-in latch with square & radius faceplates.

**\*NOTE:** Latch is not for Keyed Lever by Lever.

©ZIPF LOCK COMPANY