

# DOOR & CYLINDER GUARDS

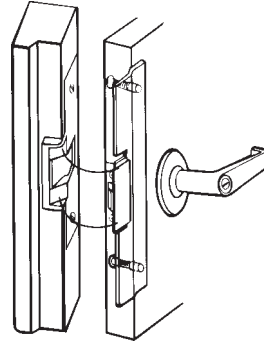
## LATCH PROTECTORS

# DON-JO

Fits Folger Adams Electric Strike - for outswinging doors.

**Stock No.**  
DJ-FLP111 SL

**Finish**  
Silver Coated

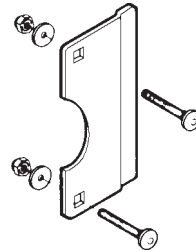


- Works with Folger Adams 310 & 710.
- 1-3/4" x 11-1/4".
- 12 ga. (.104) Steel.

## Short Type for Outswinging Doors

**Stock No.**  
DJ-SLP206 BP  
DJ-SLP206 SL  
DJ-SLP206 DU

**Finish**  
Brass Plated  
Silver Coated  
Duro Coated



- Furnished with carriage bolts, washers & acorn cap nuts for safety & strength.
- May be used on hollow metal door/frame using ANSI strike.
- Works with up to 3-3/4" rose.
- 2-1/2" x 6"
- 12 ga. (.104) Steel

## Slimline for Outswinging Doors

**Stock No.**  
DJ-LP2878 DU  
DJ-LP2878 PC  
DJ-LP2878 SL

**Finish**  
Duro Coated  
Prime Coated  
Silver Coated



- Fasteners Included.
- Sleek Appearance.
- 1-1/2" x 8-7/8" x 5/16".
- 5/16" thick (.3125) Steel.

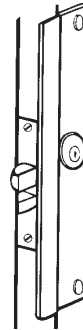
## Fits Adams Rite Latch Lock for outswinging doors

**Stock No.**  
DJ-LP312 DU  
DJ-LP312 SL  
DJ-LP312P DU\*  
DJ-LP312P SL\*

**Finish**  
Duro Coated  
Silver Plated  
Duro Coated  
Silver Coated

\* No Center Hole

DJ-LP312P supplied without 1-7/16" hole. Allows installer to drill hole for custom applications.



- Reversible.
- 1/4" Offset.
- 1-7/16" Hole (also available w/o hole).
- 1-1/8" Backset.
- 2-5/8" X 12" X 1/8".
- 12 ga. (.104) Steel.

## ALUMINUM DOOR SECURITY

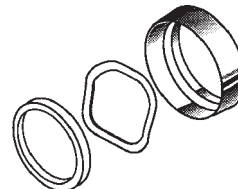
# KEDEX

### CYLINDER GUARD RING—K-24

Hardened steel, free spinning, tapered cone shaped cylinder guard. Works with both 5 and 6 pin cylinders. Kit includes 6 of each: ring, stainless steel wave washer and spacing collar.

**Stock No.**  
KD-K-24A ALUM  
KD-K-24B DURA

**Finish**  
Aluminum Finish  
Duranotic Finish



©ZIPF LOCK COMPANY

SUPER SPECIAL PRICING AVAILABLE ON ITEMS MARKED WITH ■ - SUPPLIES LIMITED - PLEASE INQUIRE.

**309**<sub>v2</sub>  
(PL-24)

# DOOR & CYLINDER GUARDS

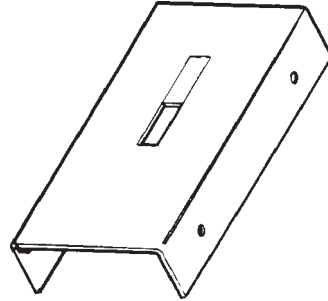
## ALUMINUM DOOR SECURITY



### STYLE GUARD—K-9/K-21

Made of 12 gauge steel, Style Guard reinforces or repairs aluminum-stile doors. 8" long. KD-K-9 for standard 4" jambs and KD-K-21 for 4-1/2" jambs. Designed with a "knock-out" to accommodate either the W&F or the Adams Rite bolt. Baked on enamel-type finish matches nicely for a professional looking job.

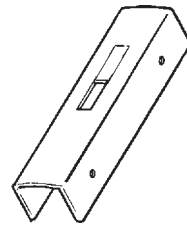
Stock No.	Length	Finish
<b>KD-K-9A 626</b>	4"	Aluminum Finish
<b>KD-K-9B 613</b>	4"	Duronotic Finish
<b>KD-K-21B 613</b>	4-1/2"	Duronotic Finish



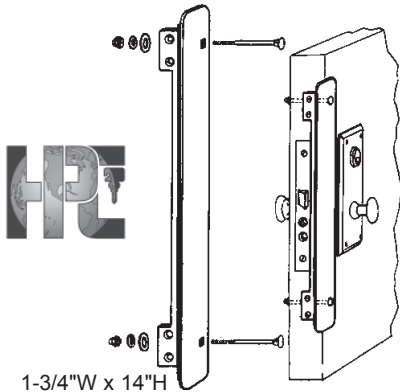
### DOUBLE DOOR STYLE GUARD—K-15

Finally a better way to secure a set of double aluminum doors!! 12 gauge steel increases security and can repair doors that have already been attacked. 7-3/4" long, for 1-3/4" doors. Designed with knock out feature to make a W&F into an Adams Rite

Stock No.	Finish
<b>KD-K-15B 613</b>	Duronotic Finish



## HEAVY DUTY GUARD PLATE



1-3/4"W x 14"H

### VDG-10

The VDG-10 is the strongest and most popular guard plate. It is 14" long and is made from 2 pieces of 16 gauge cold rolled steel, welded together with a baked Matte Bronze finish.

This guard plate offers maximum resistance to prying and forcing. It mounts onto your door with 2 carriage bolts going through the door and anchored with a nut and cap nut on the inside. Four wood screws go into the edge of the door. Guard plates come complete with all necessary hardware and illustrated instructions.

## DORGARD II FOR NARROW STILE ALUMINUM DOORS

Stock No.	Description
<b>DG2-AXS-10</b>	For 1" cylinder lengths
<b>DG2-BXS-10</b>	For 1-1/8" cylinder lengths

The DorGard II™ provides unsurpassed protection for lock cylinders on narrow stile aluminum doors. Using cast steel components, it creates a "vault" around the cylinder, virtually eliminating the possibility of unauthorized entry by removal of the cylinder or cylinder plug. The face plate is cast stainless steel, protecting against all common drilling equipment. The plug protector is made of case hardened steel. It rotates freely in the face plate, protecting against forcible removal of the plug. The DG2 is affixed with hardened steel bolts through the door. The unique construction provides easy installation, and easy access (without removing the door guard) for servicing the cylinder. DorGard II™ can be used with any cylinders from 15/16" to 13/8" (2.38 x 3.50cm) in length. Satin stainless finish. 1.5"W x 4.5"H.



Satin Stainless Finish

**See next page for DorGard III**

**REMEMBER: If you don't see what you need, please contact us with your requirements.**

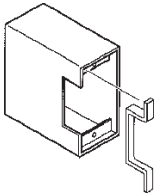
©ZIPF LOCK COMPANY

**310<sub>v2</sub>** SUPER SPECIAL PRICING AVAILABLE ON ITEMS MARKED WITH ■ - SUPPLIES LIMITED - PLEASE INQUIRE.  
(PL-24)

# STRIKES

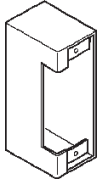


## WELDABLE GATE BOXES



### **KD-K-BXES1**

For installing Trine 005 and Rofu 1106 electric strikes.



### **KD-K-BXES2**

For installing Rofu 1402, 1702 and 3402 electric strikes. Also Rutherford 7 Series.

## SECURITY STRIKES

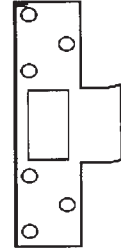
- Heavy gauge steel.
- Brass plated.
- Supplied with 1-1/2" screws.
- Individual poly bagged.



PG-9620

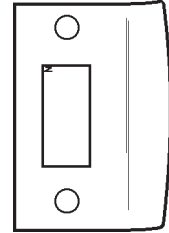


PG-9630



PG-9640

Stock No.	Size
<b>PG-9620</b>	10" x 1-1/4"
<b>PG-9630</b>	5-7/8" x 1-1/8"
<b>PG-9640</b>	5-7/8" x 1-1/8"



### **PG-73**

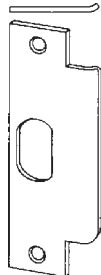
Passage Strike-  
Curved Lip  
Brass Plated

## STRIKES



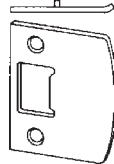
### **SC-10-001**

605, 612, 613, 626  
Standard Strike  
SIZE: 2-3/4" x 1-1/8" x 3/32"



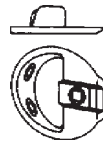
### **SC-10-025**

605, 612, 613, 626  
Strike for ANSI preparation  
SIZE: 4-7/8" x 1-1/4" x 3/32"



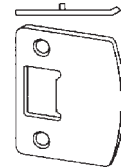
### **SC-10-026**

605, 626  
Full Lip Standard Strike



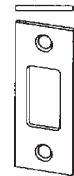
### **SC-10-058**

605  
Circular, adjustable  
1-3/4" diameter  
deadlatch strike



### **SC-10-027**

605, 626  
1/4" Radius Rounded  
Corner Full Lip Strike



### **SC-10-094**

605, 626  
BC160, B360, BR260  
Standard Strike  
Square Corner

**We pride ourselves on our customer service.  
We urge you to test us today and every day!**

©ZIPF LOCK COMPANY

SUPER SPECIAL PRICING AVAILABLE ON ITEMS MARKED WITH ■ - SUPPLIES LIMITED - PLEASE INQUIRE.

**505**v2  
(PL-49)