

# ILCO

## 4500 SERIES BARRIER MORTISE CYLINDER DEADLOCK



- Patented deadlock with 1" throw bolt
- Heavy duty cylinder housing
- Heavy duty reinforced strike
- Bolt and housing interlock for maximum strength
- No exposed screws on double cylinder model
- Reinforced, tapered, free spinning collars
- Armored front shields cylinder set screws
- Uses solid brass mortise cylinders with Adams-Rite Cam
- Accepts virtually all manufacturers' mortise cylinders—conventional, interchangeable core or high security
- Two hardened steel rods in bolt resist sawing



### Single Cylinder

<b>LOR-4513</b>	2-3/8"
<b>LOR-4514</b>	2-3/4"
<b>LOR-4515</b>	2-3/8" Drive-in
<b>LOR-4516</b>	2-3/4" Drive-in

### Double Cylinder

<b>LOR-4523</b>	2-3/8"
<b>LOR-4524</b>	2-3/4"
<b>LOR-4525</b>	2-3/8" Drive-in
<b>LOR-4526</b>	2-3/4" Drive-in

### SPECIFICATIONS

<b>DOOR THICKNESS:</b>	1-3/8" to 1-3/4"
<b>BACKSET:</b>	2-3/8", 2-3/4"
<b>BORE:</b>	2-1/8" x 1"
<b>BOLT THROW:</b>	1"
<b>CYLINDER:</b>	Brass, 1"
<b>FINISHES:</b>	<b>03P</b> Bright Brass Permanent <b>26D</b> Satin Chrome

## We stock locks with cylinder(s)...

### To Order, Specify:

Function: **4513** Single Cylinder, 2-3/8"  
 Finish: **-03P** Bright Brass Permanent  
 Cylinder: **-SC** Schlage Keyway

*We stock the following keyways as complete locks: KW, SC, YA.  
 They have 5 pin cylinder(s).*

Keyway	Keyway
<b>-AA2</b> Arrow	<b>-RB2</b> Russwin D1
<b>-CA2</b> Corbin 60	<b>-SC2</b> Schlage C
<b>-CE2</b> Corbin/Russwin L4	<b>-SE2</b> Schlage E
<b>-FA2</b> Segal 9 (1022)	<b>-SX2</b> Schlage C/K
<b>-GA2</b> Sargent LA	<b>-UA2</b> Ilco X1054K
<b>-KS2</b> Kwikset (1176)	<b>-WA2</b> Weiser 1555
<b>-LA2</b> Lockwood 1004	<b>-XE2</b> Dexter 67
<b>-NB2</b> Composite HR1*	<b>-YA2</b> Yale 8
<b>-RA2</b> Russwin 5981	

\*Can be keyed to Sargent U & S, Weslock, Harloc, SE1 and Lori L200. 1st pin at .216"

• Keyways available subject to change •

## ...OR without cylinders

### To Order Lock, Specify:

Function: **4513** Single Cylinder, 2-3/8"  
 Finish: **-26D** Satin Chrome  
 Keyway: **-00** Less Cylinder

## Cylinders—(if needed)

### To Order Cylinder, Specify:

Cylinder: **7165** For Single Cylinder  
 Keyway: **-WA2** Weiser 1555  
 Finish: **-26D** Satin Chrome

### To Order Cylinders, Specify:

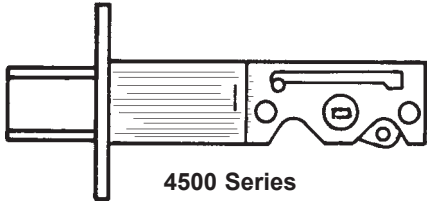
Cylinder: **7165** For Double Cylinder  
 Keyway: **-WA2** Weiser 1555  
 Finish: **-26D** Satin Chrome  
**-KA2** 2 cylinders K.A.

*We stock the cylinders in the keyways listed at left. .  
 These cylinder are 1" with 5-pin keyway and AR cam.*

*For 6-pin keyways order cylinder 7185 and AR cam  
 part number IL-863A-00-10.*

**YOU MUST USE AN ADAMS RITE CAM WITH THESE  
 CYLINDER-ORDER SEPARATELY if needed**


# ILCO



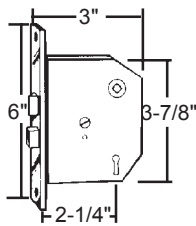
4500 Series




<b>ILCO (LORI)</b>	2-3/8" Square Face	2-3/8" D.I.	2-3/4" Square Face	2-3/4" D.I.
4500 Series	<b>ZL-324</b> (4500-5000)	<b>ZL-326</b> (4540-5014)	<b>ZL-325</b> (4510-5001)	<b>ZL-327</b> (4550-5001)
4500 Series 2" BS	<b>ZL-426</b> (4900-5004) 2" backset, must order <b>LOR-4600</b> housing with latch.			




**IL-213-04-51**  
Trim Plates.  
Finish: Satin Brass




**IL-214-04-51**  
Bit Key Lock.  
Finish: Satin Brass




**IL-215-04-51**  
Bit Key Mortise Lock  
Finish: Satin Brass




**IL-220-53-41**  
Night Latch.  
Finish: Bronze Lacquer



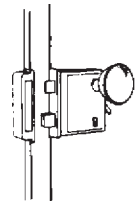
**IL-530-53-41**  
Jimmyproof Deadbolt Lock,  
Single Cylinder  
Finish: Bronze Lacquer



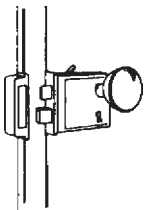
**IL-535-53-41**  
Jimmyproof Deadbolt Lock,  
Double Cylinder  
Finish: Bronze Lacquer



**IL-545-53-41**  
Surface Deadlock  
Finish: Bronze Lacquer



**IL-590-04-51**  
Rim Lockset-Vertical  
Finish: Satin Brass



**IL-591-04-51**  
Rim Lockset-Horizontal  
Finish: Satin Brass

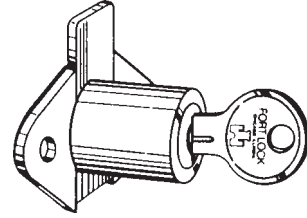
**Finishes**

- 04 Satin Brass (paint)
- 53 Bronze Lacquer

# CHEST, CUPBOARD & DRAWER LOCKS

Also be sure to check "DESK LOCKS" on pages 291-292 if you cannot find it here.

## 23000 SERIES SINGLE BITTED DRAWER LOCKS W/UNIVERSAL KEYWAY



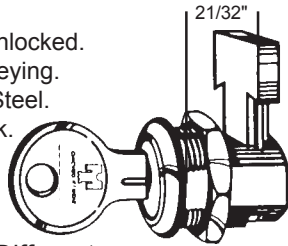
- Single bitted.
- Universal Keyway—K54G. (See next page)
- Multi-function—Latch & Deadlatch included.
- Keypull at 12:00 & 3:00.
- Finish: Brass or Stainless Steel.
- Two keys furnished per lock.

Stock No.	Finish	Barrel Length	Keyed Alike Numbers Available
<b>MFW-23007</b>	Stainless Steel	7/8"	221
<b>MFW-23007B</b>	Brass	7/8"	

Available **KD**-Keyed Different or **KA**-Keyed Alike. *Specify KD or KA*

## 23000 SERIES MULTI-FUNCTION METAL DRAWER LOCK w/UNIVERSAL KEYWAY

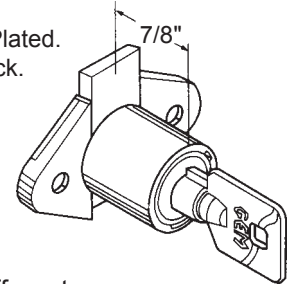
- Single bitted.
- Multi-function—2 bolt throw heights.
- Bolt notched for assembled installation.
- 90° key turn to open.
- Key removable locked or unlocked.
- Removable cylinder for rekeying.
- Finish: Brass or Stainless Steel.
- Two keys furnished per lock.



Stock No	Keying
<b>MFW-23010 KD</b>	Keyed Different
<b>MFW-23010 KA</b>	Keyed Alike—217, 237

## 1000 SERIES HIGH SECURITY TUBULAR DRAWER LOCK

- 7 pin tumbler.
- 3/8" bolt throw.
- Keypulls at 12:00 & 6:00.
- 180° key turn to open
- Standard finish: Chrome Plated.
- Two keys furnished per lock.




Discontinued. Call for closeout prices.

Stock No	Keying
<b>DR-1008 KD</b>	Keyed Different
<b>DR-1008 KA</b>	Keyed Alike—27379, 27380

## DRAWER AND CABINET LOCKS

- Single bitted.
- Key removable at 12:00 & 6:00.
- Keyway: O1014S.
- 7/8" diameter.
- Brass finish.



Stock No.	Barrel Length	Keyed Alike Number Available
<b>1701-04-11</b>	3/4"	
<b>1702-04-11</b>	7/8"	<b>EB8</b> , EB72, EB78, EB92

Available **KD**-Keyed Different or **KA**-Keyed Alike.

*Specify KV or KA*

# CYLINDERS

## REPLACEMENT CYLINDERS



### BRASS RIM CYLINDERS

Precision Solid Bar Brass.

1-3/4" tailpiece can be converted to vertical applications. ILCO Look-Alike keys. Packaged with break-off screws, backplate, cylinder ring. Rekeyable to original manufacturers' systems.



6 pin,  
keyed to 5 pin

(7075 was 7015)

#### TO ORDER:

Specify:

- 7075KS 8 - 26D**
1. Model No. \_\_\_\_\_
  2. Keyway Code. \_\_\_\_\_
  3. Cam Code\*. \_\_\_\_\_
  4. Finish Code. \_\_\_\_\_

\* Comes with #8: 1-3/4" std tailpiece only.

#### Finish Codes:

- 03 Bright Brass
- 10B Oil-Rubbed Bronze
- 26D Satin Chrome
- 46 Duracolor

#### KEYWAY CODES:

- AA-Arrow (1179)
- CA-Corbin 60 (1001EH)
- CD-Corbin 59A1-A2
- CE-Corbin Russwin L4
- GA-Sargent LA (1007LA)
- GB-Sargent LA-LC
- GC-Sargent RA-RC
- KS-Kwikset (1176)

#### Finishes:

- 03, 26D
- 26D
- 26D
- 26D
- 03, 26D
- 26D
- 26D
- 03, 26D, 46

#### KEYWAY CODES:

- LA-Lockwood 1004
- NB-Composite (HR1)
- RA-Russwin 5981R (N1011P)
- RB-Russwin D1 (1011D1)
- SC-Schlage C (1145)
- SE-Schlage E (1145E)
- SX-Schlage C/K
- UE-Lori 80

#### Finishes:

- 26D
- 03, 26D
- 03, 26D
- 03, 26D, 46
- 10B, 26D
- 03, 26D, 46
- 26D

#### KEYWAY CODES:

- WA-Weiser 1555
- YA-Yale 8
- YG-Yale GA

#### Finishes:

- 03, 26D
- 03, 26D, 46
- 26D

### 1" BRASS MORTISE CYLINDERS

Precision Solid Bar Brass. Standard diameter and thread. ILCO Look-Alike keys. Keyed to 5 pins.



#### TO ORDER:

Specify:

- 7165 KS 2 - 26D (1")**
1. Model No. \_\_\_\_\_
  2. Keyway Code. \_\_\_\_\_
  3. Cam Code\*. \_\_\_\_\_
  4. Finish Code. \_\_\_\_\_

\*Cylinder has #2-Adams-Rite Cam.

#### Finish Codes:

- 03 Bright Brass
- 03P Bright Brass Permanent
- 04 Satin Brass
- 26D Satin Chrome
- 46 Duracolor

#### KEYWAY CODES:

- AA-Arrow (1179)
- CA-Corbin 60 (1001EH)
- CE-Corbin Russwin L4
- FA-Segal 9 (1022)
- GA-Sargent LA (1007LA)
- KS-Kwikset (1176)
- LA-Lockwood 1004

#### Finishes:

- 03, 26D, 46
- 26D
- 03
- 03, 46
- 26D
- 03, 03P, 26D, 46
- 26D

#### KEYWAY CODES:

- NB-Composite (HR1)
- RA-Russwin 5981R (N1011P)
- RB-Russwin D1 (1011D1)
- SC-Schlage C (1145)
- SE-Schlage E (1145E)
- SX-Schlage C/K
- UA-Ilco X1054K

#### Finishes:

- 03, 26D
- 26D
- 26D
- 03, 03P, 26D, 46
- 04, 26D
- 26D, 46
- 03

#### KEYWAY CODES:

- WA-Weiser 1555
- YA-Yale 8

#### Finishes:

- 26D, 46
- 03, 03P, 26D, 46

#### With BumpHalt™ pins:

BH-7165SC2-46

See page 289 for more information.

### 1-1/8" BRASS MORTISE CYLINDERS

Precision Solid Bar Brass. Standard diameter and thread. ILCO Look-Alike keys. Drilled for 6 pin, keyed to 5 pins.



#### TO ORDER:

Specify:

- 7185 KS 1 - 26D (1-1/8")**
1. Model No. \_\_\_\_\_
  2. Keyway Code. \_\_\_\_\_
  3. Cam Code\*. \_\_\_\_\_
  4. Finish Code. \_\_\_\_\_

\*Cylinder has #1-Standard cam furnished.

#### Finish Codes:

- 03 Bright Brass
- 10B Oil-Rubbed Bronze
- 26D Satin Chrome
- 46 Duracolor

#### KEYWAY CODES:

- AA-Arrow (1179)
- CA-Corbin 60 (1001EH)
- CD-Corbin 59A1-A2
- CE-Corbin Russwin L4
- FA-Segal 9 (1022)
- GA-Sargent LA (1007LA)
- GB-Sargent LA-LC
- GC-Sargent RA-RC

#### Finishes:

- 03, 26D, 46
- 26D
- 03, 26D
- 03, 26D, 46
- 46
- 26D, 46
- 03, 26D
- 03, 26D

#### KEYWAY CODES:

- KS-Kwikset (1176)
- NB-Composite (HR1)
- RA-Russwin 5981R (N1011P)
- RB-Russwin D1 (1011D1)
- SC-Schlage C (1145)
- SE-Schlage E (1145E)
- SX-Schlage C/K
- UA-Ilco X1054K

#### Finishes:

- 03, 26D, 46
- 26D
- 26D
- 26D
- 03, 26D, 46
- 03, 26D
- 03, 10B, 26D, 46
- 03, 26D, 46

#### KEYWAY CODES:

- UE-Lori 80
- WA-Weiser 1555
- YA-Yale 8
- YG-Yale GA

#### Finishes:

- 26D
- 03, 26D, 46
- 03, 10B, 26D, 46
- 03, 26D

See Next Page For 1-1/4" Mortise, Turnknob and Dummy Cylinders.

©ZIPF LOCK COMPANY

286 v3

SUPER SPECIAL PRICING AVAILABLE ON ITEMS MARKED WITH ■ - SUPPLIES LIMITED - PLEASE INQUIRE.

(PL-21)

# CYLINDERS

## REPLACEMENT CYLINDERS



### 1-1/4" BRASS MORTISE CYLINDERS

Precision Solid Bar Brass. Standard diameter and thread. ILCO Look-Alike keys. Drilled for 7 pin, keyed to 5 pins.



**TO ORDER:**

**Specify:** **7205 KS 1 - 26D (1-1/4")**

1. Model No. \_\_\_\_\_  
 2. Keyway Code \_\_\_\_\_  
 3. Cam Code.\* \_\_\_\_\_  
 4. Finish Code. \_\_\_\_\_

**Finish Codes:**

03 Bright Brass  
 04 Satin Brass  
 26D Satin Chrome

\*Cylinder has #1-Standard cam furnished.

**KEYWAY CODES:**

**Finishes:**

AA-Arrow (1179) 03, 26D  
 CA-Corbin 60 (1001EH) 03  
 CE-Corbin Russwin L4 03  
 FA-Segal 9 (1022) 03, 26D  
 GA-Sargent LA (1007LA) 03, 26D  
 GB-Sargent LA-LC 03, 26D

**KEYWAY CODES:**

**Finishes:**

GC-Sargent RA-RC 03, 26D  
 KS-Kwikset (1176) 03, 26D  
 LA-Lockwood 1004 26D  
 RA-Russwin 5981R (N1011P) 04  
 RB-Russwin D1 (1011D1) 03, 26D  
 SC-Schlage C (1145) 03, 26D

**KEYWAY CODES:**

**Finishes:**

SE-Schlage E (1145E) 26D  
 SX-Schlage C/K 26D  
 UA-Ilco X1054K 03, 26D  
 WA-Weiser 1555 03, 26D  
 YA-Yale 8 03, 26D  
 YG-Yale GA 03, 26D

### TURNKNOB MORTISE CYLINDERS

Precision Solid Bar Brass. Standard diameter. 3 lengths available.



Stock No.	Description	Finishes
7161TK2	1" Turn Knob, A/R cam	03, 10B, 26D, 46
7181TK1	1-1/8" Turn Knob, std cam	03, 10B, 26D, 46
7201TK1	1-1/4" Turn Knob, std cam	03, 26D

**TO ORDER, SPECIFY:**

**STOCK NO. & FINISH.** (EX: 7161TK2-26D, 1" turn knob, satin chrome)

**Finish Codes:**

03 Bright Brass  
 10B Oil-Rubbed Bronze  
 26D Satin Chrome  
 46 Duracolor

### ADA TURNKNOB MORTISE CYLINDERS

Precision Solid Bar Brass. Standard diameter. 2 lengths available.



Stock No.	Description	Finishes
ADA7161-2	1" Turn Knob, A/R cam	03, 10B, 26D
ADA7181-1	1-1/8" Turn Knob, std cam	03, 10B, 26D

**TO ORDER, SPECIFY:**

**STOCK NO. & FINISH.** (EX: ADA7161-2-26D, 1" turn knob, satin chrome)

**Finish Codes:**

03 Bright Brass  
 10B Oil-Rubbed Bronze  
 26D Satin Chrome

### DUMMY MORTISE CYLINDERS

Precision Solid Bar Brass. Standard diameter. 3 lengths available.



Stock No.	Description	Finishes
7160DC	1" Dummy	03, 26D, 46
7180DC	1-1/8" Dummy	03, 26D, 46
7200DC	1-1/4" Dummy	03, 26D

**TO ORDER, SPECIFY:**

**STOCK NO. & FINISH.** (EX: 7160DC-46, 1" dummy, Duracolor)

**Finish Codes:**

03 Bright Brass  
 26D Satin Chrome  
 46 Duracolor

### DUMMY RIM CYLINDER

Precision Solid Bar Brass. Standard diameter.



Stock No.	Description	Finishes
7010DC	Dummy Rim	26D

**TO ORDER, SPECIFY:**

**STOCK NO. & FINISH.** (EX: 7010DC-26D, dummy rim, satin chrome)

**Finish Codes:**

26D Satin Chrome

©ZIPF LOCK COMPANY

SUPER SPECIAL PRICING AVAILABLE ON ITEMS MARKED WITH ■ - SUPPLIES LIMITED - PLEASE INQUIRE.

# CYLINDERS

## KEY-IN-KNOB REPLACEMENT CYLINDERS



### UNIVERSAL KNOB/LEVER LOCKSET PLUS ARROW & SCHLAGE DEADBOLTS

- For Arrow D, E, F, K, Schlage B100, B200, B400, H Series.
- Operates most Grade 1 & 2 knob cylinder locksets and leversets (**Use 15395 for Arrow TA, BD, DD designs**).
- Screw cap retainer.
- 6 tailpieces included.
- 5 pin (drilled for 6 pins)
- Solid Brass.

With BumpHalt™ pins:

BH-15995KS-26D

BH-15995WA-26D

See next page for more information.



**Finish Codes:**

04 Satin Brass

26D Satin Chrome

**Stock No. Application**  
15995- Arrow, Schlage

**TO ORDER, SPECIFY:**

**STOCK NO., KEYWAY & FINISH.** (EX: 15995-SC-26D (Schlage C, Satin Chrome))

**KEYWAY CODES:**

**Finishes:**

AA-Arrow (1179)	04, 26D
CA-Corbin 60 (1001EH)	04, 26D
CD-Corbin 59A1-A2	04, 26D
CE-Corbin Russwin L4	04, 26D
GA-Sargent LA (1007LA)	04, 26D
GB-Sargent LA-LC	04, 26D
GC-Sargent RA-RC	04, 26D

**KEYWAY CODES:**

**Finishes:**

KS-Kwikset (1176)	04, 26D
LA-Lockwood 1004	26D
NB-Composite (HR1)	04, 26D
RA-Russwin 5981R (N1011P)	04, 26D
RB-Russwin D1 (1011D1)	04, 26D
SC-Schlage C (1145)	04, 26D
SE-Schlage E (1145E)	04, 26D

**KEYWAY CODES:**

**Finishes:**

SF-Schlage F (1145F)	04, 26D
SX-Schlage C/K	04, 26D
UE-Lori (Kaba) 80 5 pin only	26D
WA-Weiser 1555*	04, 26D
XE-Dexter 67	04, 26D
YA-Yale 8	04, 26D
YG-Yale GA	04, 26D

### UNIVERSAL KNOB/LEVER LOCKSET PLUS ARROW TA, BD, DD KNOB CYL.

- For Arrow TA, BD DD knob cylinders.
- Operates most Grade 1 & 2 knob cylinder locksets and leversets.
- 5 pin (drilled for 6 pins)
- Solid Brass.
- 3 tailpieces included.**

**Finish Codes:**

04 Satin Brass

26D Satin Chrome



**Stock No. Application**  
15395- Universal

**TO ORDER, SPECIFY:**

**STOCK NO., KEYWAY & FINISH.** (EX: 15395-SC-26D (Schlage C, Satin Chrome))

**KEYWAY CODES:**

**Finishes:**

AA-Arrow (1179)	26D
CA-Corbin 60 (1001EH)	04, 26D
CD-Corbin 59A1-A2	26D
CE-Corbin Russwin L4	04, 26D
FA-Segal 9 (1022)	04, 26D
GA-Sargent LA (1007LA)	04, 26D
GB-Sargent LA-LC	26D

**KEYWAY CODES:**

**Finishes:**

KS-Kwikset (1176)	04, 26D
RA-Russwin 5981R (N1011P)	04, 26D
RB-Russwin D1 (1011D1)	04, 26D
SC-Schlage C (1145)	04, 26D
SE-Schlage E (1145E)	04, 26D
SX-Schlage C/K	26D
UA-Ilco X1054K	04, 26D

**KEYWAY CODES:**

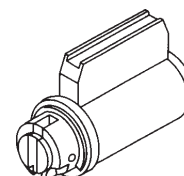
**Finishes:**

UE-Lori 80	04, 26D
WA-Weiser 1555*	04, 26D
XE-Dexter 67	04, 26D
YA-Yale 8	04, 26D
YG-Yale GA	26D

### KEY-IN-KNOB REPLACEMENT CYLINDERS FOR YALE KNOB/LEVER LOCKSETS

- For Yale knob/lever locks.
- 5 pin (drilled for 6 pin)
- Solid Brass.

**Stock No. Application**  
15245- Yale 5400, 5300LN Series  
15255- Yale Knob Series



**KEYWAY CODES:**

**Finishes:**

AA-Arrow (1179) <i>Not 15245</i>	04, 26D
CA-Corbin 60 (1001EH)	04, 26D
CE-Corbin Russwin L4	04, 26D
RB-Russwin D1 (1011D1)	04, 26D

**KEYWAY CODES:**

**Finishes:**

SC-Schlage C (1145)	04, 26D
SE-Schlage E (1145E)	04, 26D
SX-Schlage C/K	04, 26D

**TO ORDER, SPECIFY:**

**STOCK NO., KEYWAY & FINISH.**

(EX: 15245-SC-26D (Schlage C, Satin Chrome))

# CYLINDERS


## BUMP HALT CYLINDER KITS



These kits will enable the conversion of a new or existing Ilco cylinder to be "bump resistant". Cost effective and effective. No special tools and/or machining is required. Conversion kits contain 10 pins, 10 springs and instructions. One spring and one pin will provide resistance to "bumping"; adding an additional pin and spring will increase the security. Bump Halt has not been tested on competitive brands of cylinders.



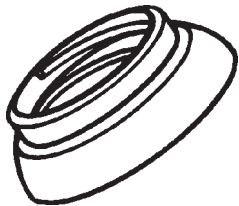
Stock No.	Description
<b>IL-1500BH-00-10</b>	For Key-in-Knob/Lever Cylinders
<b>IL-7000BH-00-10</b>	For Mortise & Rim Cylinders



*\*Bump Keying - a technique using specially cut keys that can defeat conventional pin tumbler locks.*


## CYLINDER RINGS AND COLLARS

**STOCK NO. DESCRIPTION**



### ADJUSTABLE SPRING COLLARS—

<b>IL-861A-03-10</b>	Bright Brass-Solid Brass, 5/16" to 13/32" adjustment
<b>IL-861A-25-10</b>	Satin Chrome-Solid Brass, 5/16" to 13/32" adjustment
<b>IL-861U-03-10</b>	Bright Brass-Steel Plated, 5/16" to 13/32" adjustment



### HARDENED COLLARS—

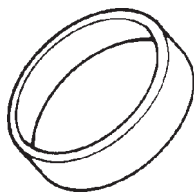
<b>IL-861B-03-41</b>	Tapered Hardened Collar, 7/16" projection, head recess 1/4", bevel angle 12°, Bright Brass Finish.
<b>IL-861B-25-41</b>	Same as IL-861B-03-41 but in Satin Chrome Finish.
<b>IL-861W-03-41</b>	Tapered Hardened Collar, 5/16" projection, head recess 5/32", bevel angle 70°, Bright Brass Finish.

### ALUMINUM MORTISE CYLINDER SPACING COLLARS—

*(Specify Finish)*

<b>IL-861C-xx-10</b>	3/32" Aluminum Collar	<b>03</b> , 28, 46
<b>IL-861D-xx-10</b>	1/8" Aluminum Collar	03, 28, 46
<b>IL-861E-xx-10</b>	5/32" Aluminum Collar	28, 46
<b>IL-861L-xx-10</b>	7/32" Aluminum Collar	<b>03</b> , 28, 46
<b>IL-861F-xx-10</b>	1/4" Aluminum Collar	03, 28, 46
<b>IL-861M-03-10</b>	9/32" Aluminum Collar	
<b>IL-861M-28-10</b>	9/32" Aluminum Collar	
<b>IL-861N-28-10</b>	5/16" Aluminum Collar	
<b>IL-861P-xx-10</b>	11/32" Aluminum Collar	<b>03</b> , 28, 46
<b>IL-861Q-xx-10</b>	3/8" Aluminum Collar	<b>03</b> , 28, 46
<b>IL-861R-xx-10</b>	1/2" Aluminum Collar	03, 28, <b>46</b>
<b>IL-861T-xx-10</b>	5/8" Aluminum Collar	03, 28, <b>46</b>

**xx = Finish:**  
**03** Bright Brass  
**28** Aluminum  
**46** Duracolor

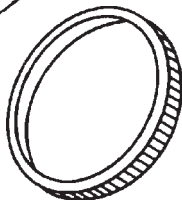


### VINYL RING—

<b>IL-861K-00-10</b>	3/16" Grey Vinyl Ring
----------------------	-----------------------

### CASH BOX NUT - FOR MORTISE CYLINDERS—

<b>IL-869-00-10</b>	Cash Box Nut - Fits thread on standard mortise cylinder
---------------------	---




©ZIPF LOCK COMPANY

SUPER SPECIAL PRICING AVAILABLE ON ITEMS MARKED WITH ■ - SUPPLIES LIMITED - PLEASE INQUIRE.

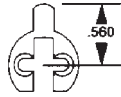
**289**<sub>v1</sub>  
 (PL-21)

# CYLINDERS

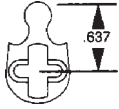
## CYLINDER ACCESSORIES



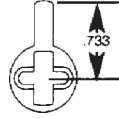
IL-863-00-10



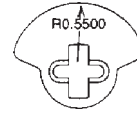
IL-863A-00-10



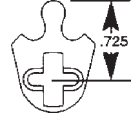
IL-863M-00-10



IL-863N-00-10



IL-863R-00-10



IL-863S-00-10

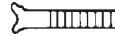
**STOCK NO. DESCRIPTION**

**MORTISE CYLINDER CAMS**


- IL-863-00-10 Yale Cam
- IL-863A-00-10 Adams Rite Cam
- IL-863G-00-10 Standard Cam
- IL-863M-00-10 Schlage "L" Cam
- IL-863N-00-10 Sargent/Yale Cam
- IL-863R-00-10 Lori Deadbolt
- IL-863S-00-10 Corbin/Russwin/Best Cloverleaf



IL-863G-00-10



IL-862-00-10



IL-862A-00-10

**Tailpieces**

- IL-862-00-10 Standard Break-off Screw 12-24 x 1-3/4"
- IL-862A-00-10 Extra Long Tailpiece 2-3/8"

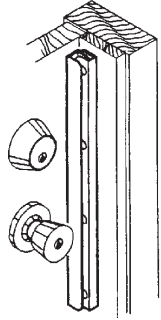


# DOOR & CYLINDER GUARDS


MAG is no longer in business. Therefore, these items are in very limited supplies.




**Stock No.** **MAG-8843-C** **Finishes** Chrome  
*Latch Guard 12"*, for In-Opening doors. All backsets, Deadbolts and Key-in-knobs locks. Double locks, Mortise Locks & Access control locks. Reinforces door and frame, prevents spreading of frame, hardened concealed screws. 14GA. U.S. Pat. 5,395,145



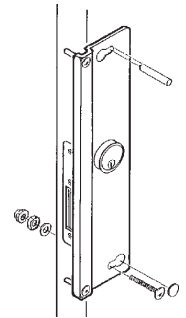
**Stock No.** **MAG-8845-B** **Finishes** Brass  
*Latch Guard 6"*, for Out-Opening doors. All backsets, Deadbolts and Key-in-knobs locks. Protects latch or bolt, heavy gauge steel. Accepts up to 3-1/2" rose, 7/16" offset. 12 GA.



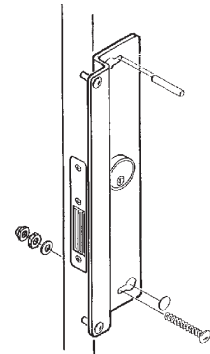
**Stock No.** **MAG-8848-C** **Finishes** Chrome  
*Latch Guard Heavy Duty 7"*, for Out-Opening doors. All backsets, Deadbolts and Key-in-knobs locks. Protects latch or bolt. Conceals lip if existing strike. Accepts up to 3-1/2" rose. 12 GA.



**Stock No.** **MAG-8854-AL** **Finishes** Aluminum  
**MAG-8854-DU** Duronodic  
*Latch Guard 12"*, Removable (for flush doors). With anti-spread pins for single or double acting doors with cylinder guard. 12GA. U.S. Pat. 5,547,239.




**Stock No.** **MAG-8855-AL** **Finishes** Aluminum  
**MAG-8855-DU** Duronodic  
*Latch Guard 12"*, Removable (for center hung 4" frame). With anti-spread pins for center hung doors, 1-1/8" offset for 4" frame with cylinder guard, for single or double acting. 12GA. U.S. Pat. 5,547,239.



## CAL-ROYAL

**CR-LPG2**  
 Latch Guard  
 Finishes:  
 ALUM, DURO,  
 GOLD, USP

2-7/8" x 11"



## "THE BLOCKER"

Discontinued.  
 Call for closeout prices

**Application:** The Blocker® discourages forced entry attempts on outswinging doors. 3" x 10-7/8"

**Stock No.** **\$LOR-1100 DU** **Finish** Duranodic

©ZIPF LOCK COMPANY

# KEY ACCESSORIES

(By manufacturer's name)

## AUTOMOTIVE SHELL KEYS



A new intergrated remote key is expensive. These shells permit you to offer your customers a much less expensive alternative. You can remove the electronic board from the broken key, place it in the new shell, duplicate the key and have the customer on their way in minutes while saving them big money and adding to your profits. Replacement keys are currently available for Chrysler, Toyota and Lexus products shown below. Shells only - no electronics included.



Chrysler 3-Button Type 1 Shell Complete	Chrysler 3-Button Type 2 Shell Complete	Chrysler 4-Button Shell Complete	Chrysler 6-Button Shell Complete	TOY40 3-button Shell Complete	TOY43 3-button Shell Complete	TOY48 3-button Shell Complete
---	---	--	--	----------------------------------	----------------------------------	----------------------------------

Key blank shell are shown smaller than actual size.




**Don't get locked out! Clip a spare key in your wallet or purse**



<b>Stock No.</b>	<b>Keyway</b>
JT-KW1/11-CLIP	Kwikset
JT-SC1-CLIP	Schlage
JT-WR5-CLIP	Weiser

**We stock most of Jet's key blanks.**

**Thumb-Lite is a convenient way to provide extra light when needed.**



### THUMB-LITE

Thumb-Lite's compact design provides an easy way to turn anything into a flashlight. Whether unlocking a car door, or finding something dropped in the dark, Thumb-Lite is a convenient way to provide extra light when needed.



One Thumb-Lite per card.  
24 cards per display box.  
One clip strip per box.



- High strength adhesive • Long-life lithium batteries •
- Super bright white LED • Patented technology • 100% recyclable •
- Water resistant • Virtually indestructible •

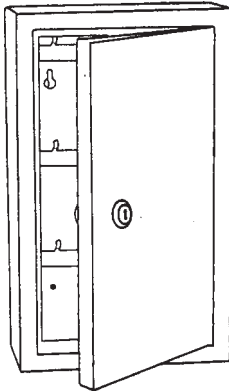
Easy Operation: Unlike other compact lights, Thumb-Lite can be used effortlessly with one hand. Designed to be used the way a person naturally grips an object, Thumb-Lite is easily activated and shines light in the direction the object is pointing. No tools or assembly are required. Just pull the adhesive protector and stick it on a key or other object - it's that easy. Because of its small size and advanced adhesive, Thumb-Lite sticks to any size key.

©ZIPF LOCK COMPANY

# KEY CABINETS




Single tag key cabinets are designed to secure and provide a secure centralized key control location for home, office, store and commercial locations. Key Cabinets are available in the most popular sizes, 10, 30, 60, 120 and 200 key capacities.



- Wall mounted design.
- Locking cabinets features ILCO® cam lock with two keys.
- Heavy gauge steel construction with welded, round corners.
- Sturdy continuous door hinge.
- Durable welded slotted steel key racks.
- Durable powder coat, neutral sand beige texture finish.
- White plastic, numbered single set key tags with nickel plated snap-hooks included (additional tags sold separately).
- Includes key control log.
- Each cabinet is packed in a consumer appealing box suitable for retail display. (English, Spanish and French)

Stock No.	Capacity	Width	Depth	Height	Lbs
<b>IL-KEY CABINET 10</b>	10	7.1	2.0	6.7	2.43
<b>IL-KEY CABINET 30</b>	30	7.1	2.0	11.8	4.19
<b>IL-KEY CABINET 60</b>	60	13.4	3.9	19.3	12.13
<b>IL-KEY CABINET 120</b>	120	13.4	3.9	19.3	13.01
<b>IL-KEY CABINET 200</b>	200	16.5	5.1	20.1	17.42



**FILE-A-KEY™**  
(LETTER)

Organize up to 14 keys. Keys not included. Fits standard letter filing cabinets or mobile file boxes. 14 key snaps w/ rings, complete set of blank and preprinted labels. 12-3/4"W x 6"L x 3/8"H.

Stock No.	No of Pcs	PKG
<b>LKC-60800</b>	1/box	Box

## KEY ORGANIZER



Rugged polypropylene key cabinet organizes keys for home, business or garage. 24 numbered hooks to coordinate with ID labels inside. Friction latch keeps cabinet closed tightly. Supplied in beige with mounting screws. Melting point 1200 degrees F. LKC-61200 supplied with 2 keys. 8-1/2"W x 10-1/2"L x 1-3/4"H.

Stock No.	No of Pcs	PKG
<b>LKC-61200</b>	1/box	Pegboard Box w/lock

## 6-KEY TAG RACK



Scalloped design adds style to a popular item. Organize keys for home, office, cars, school, family. Store keys in one convenient location. Adhesive tape for easy to install mounting. LKC-60560 supplied in white with 6 assorted color tags. LKC-60562 supplied in charcoal gray with 6 clear tags. 7/8" tempered steel ring. 8"W x 2-3/4"L x 1/2"H.

Stock No.	No of Pcs	PKG
<b>LKC-60560</b>	1/cd-5/pkg	Blister card-white
<b>LKC-60562</b>	1/cd-5/pkg	Blister card-charcoal

## 8-KEY TAG RACK



Rugged plastic rack keeps key tags organized. Supplied with eight tags and adhesive strips or screws to mount anywhere. 7/8" tempered steel ring. 10"W x 2-1/2"L x 1/2"H.

Stock No.	No of Pcs	PKG
<b>LKC-60580</b>	1/cd-5/pkg	Blister card-white

## 4-KEY TAG RACK




Rugged plastic rack keeps key tags organized. Supplied with four tags and adhesive strips to mount anywhere. 7/8" tempered steel ring. 5"W x 2-1/2"L x 1/2"H.


Stock No.	No of Pcs	PKG
<b>LKC-60540</b>	1/cd-5/pkg	Blister card-white

©ZIPF LOCK COMPANY


# KNOBS, ROSES & SPINDLES



**198-04-51**  
Replacement knobs. "Traditional Design." Visual box pack. Satin Brass.

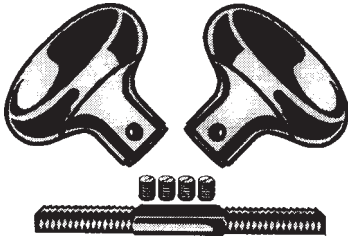


**197-03-51**  
Replacement knobs. "Colonial Design." Visual box pack. Bright Brass.



**199-03-51**  
Replacement knobs. "Crystal Design." Visual box pack. Bright Brass Hardware.

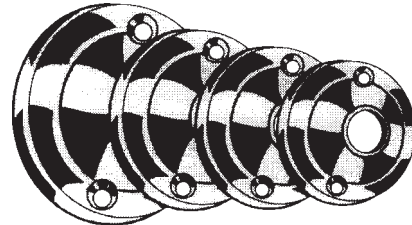
## —KNOBS AND KNOB SETS—



**Stock No.** **PG-2600**  
**Finishes** US-3, 26D

Solid Brass, 2-1/4" replacement knob set. Case hardened double set screws and supplied with 3-1/2" straight spindle. Packed one pair in display box. Standard thread is 20 TPI.

## SOLID BRASS REPLACEMENT DOOR KNOB ROSES



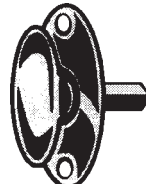
Stock No.	Finish	Description
<b>PG-206</b>	US-3	2-1/4" Solid brass rose
<b>PG-208</b>	US-3	3" Solid brass rose

Packaged one pair per poly bag with header for hanging.

## —SOLID BRASS OVAL/ROUND PLATE—



**Stock No.** **PG-75**  
**Finish** US-3, 26D  
Solid brass oval plate with bit key hole. 1-3/4" x 1-1/8" oval escutcheon. Packaged two plates per poly bag.




**Stock No.** **PG-76**  
**Finish** US-3  
Solid brass oval plate with thumb turn. 1-3/4" x 1-1/8" oval escutcheon. Turn piece has 3/16" square tail. Packaged one per poly bag.

## TRIM PLATES



**Stock No.** **IL-213-04-51**  
**Finish** Satin Brass  
Wrought Steel construction. Plate measures: 7" x 2-1/4". Key to spindle hub measures: 2-1/4" (centers). 2 per package. Sold by the package.

## SCAR PLATES



3-1/2" O.D.

**Stock No.** **DJ-SP135**  
**Finish** 605, 609, 630  
Scar plate used to convert 2-3/8" to 2-3/4" backset. Fits under rose of key-in-knob or deadbolt locks.

# KNOBS, ROSES & SPINDLES

## SOLID BRASS MARLBOROUGH PLATE 7-1/2" x 2-1/4"



**PROGRESSIVE  
HARDWARE CO., INC.**

**FINISHES:**  
US-3 Polished Brass  
US-4 Satin Brass

\$-Discontinued. Call for  
closeout price

Stock No. Finish  
**\$PG-4001 US-3, 4**  
Knob bearing only.

## —SOLID BRASS RUSSWIN-CORBIN BROAD BEVEL PLATE— 9" x 2-1/2"



**PROGRESSIVE  
HARDWARE CO., INC.**

**FINISHES:**  
US-3 Polished Brass

\$-Discontinued. Call for  
closeout price

Stock No. Finish  
**\$PG-3002 US-3**  
Knob bearing and cylinder hole.  
Distance between holes is 3-5/8"  
C to C.



Stock No. Finish  
**\$PG-3003 US-3**  
Knob bearing and turn piece.  
Distance between holes is 2-  
7/16" C to C.



Straight Spindle



Swivel Spindle



Swivel Spindle w/holes



Split Spindle

Stock No.	Spindle Type	Thickness	Length	tpi*
<b>SP-760-11</b>	Split Spindle	9/32"	2-5/8"	20
<b>SP-760-14</b>	Straight Spindle	9/32"	4-1/2"	18
<b>SP-760-16</b>	Swivel Spindle	9/32"	4-3/4"	18
<b>SP-760-17</b>	Swivel	9/32"	6"	18
<b>SP-760-18</b>	Split Spindle	9/32"	2-5/8"	18

\*tpi - Threads per inch.

**PROGRESSIVE  
HARDWARE CO., INC.**

## STEEL SPINDLES WITH 10-24 TAPPED HOLES

### Miscellaneous Spindles - 20 TPI



#### PG-45-20-RTP

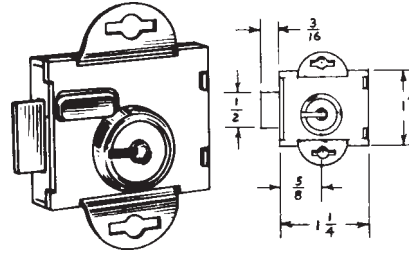
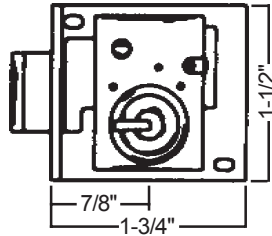
20 TPI swivel spindle 9/32" square x 4-3/4" long. Two  
3/8" removable centers with tapped holes 10-24.

# MAIL BOX LOCKS



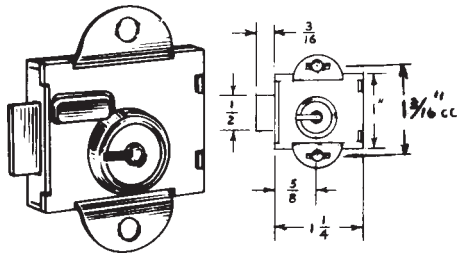
**Stock No.**  
B25389

**Description**  
3 lever Steel



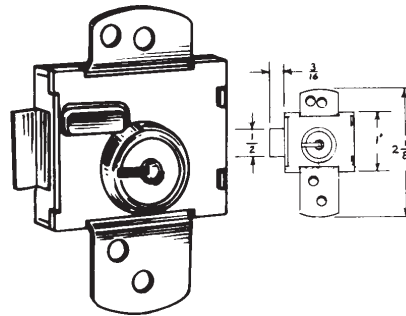
**Stock No.**  
LOR-1600

**Description**  
3/16" Bolt Throw



**Stock No.**  
LOR-1675

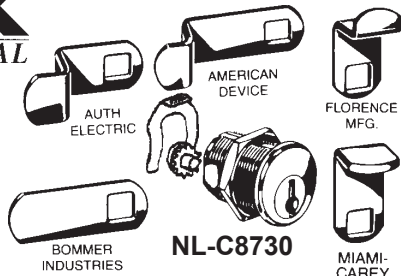
**Description**  
3/16" Bolt Throw For Couch



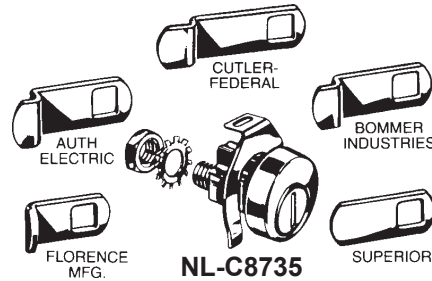
**Stock No.**  
LOR-1650

**Description**  
3/16" Bolt Throw

## Pin Tumbler "Multi-Cam"™ Mail Box Locks



**NL-C8730**



**NL-C8735**

This lock meets U.S.P.S. specification #L-1172 and drawing #1003833 for NDCBU and CBU applications.

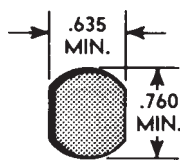
**APPLICATION**—Interior architectural mail boxes used in apartments, condominiums, schools, lobbies. **Nut or clip mounted.**

**OPERATION**—90° counter-clockwise cam turn to open. Key removable in locked position only.

**KEYING**—Available keyed different only.

**KEY BLANK**—D4291.

**PACKAGING**—Supplied with selection of five cams, two keys, mounting nut, mounting clip and cam screw.



**MOUNTING HOLE FOR ALL LOCKS**

**APPLICATION**—Exterior pedestal-mounted neighborhood boxes. Has keyway dust shutter for lock protection. **Clip mounted.**

**OPERATION**—90° clockwise cam turn to open. Key removable in locked position only.

**KEYING**—Available keyed different only.

**KEY BLANK**—D4291.

**PACKAGING**—Supplied with selection of five cams, three keys, mounting clip, cam locking nut.

Stock No.	Installation	Direction of Turn to Open	Key Blank
NL-C8730-14A	Architectural Mail Box Fronts	90°c/cw	D4291
NL-C8735-14A	Door of Pedestal Mounted Neighborhood Boxes	90°cw	D4291

©ZIPF LOCK COMPANY