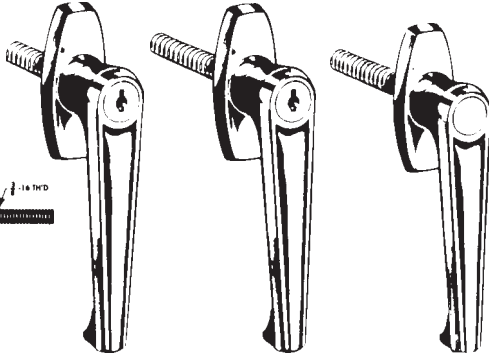
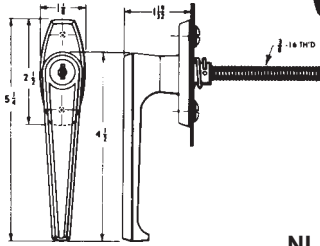


HANDLE LOCKS

DISC TUMBLER HANDLE LOCKS



NL-C8751

NL-C8754

NL-C8755

APPLICATION—For doors on metal lockers and cabinets. For R.H. doors, install with escutcheon vertical. For L.H. doors, install with escutcheon horizontal. Choice of spindle lengths and mounting. Spindles accept both NL-C8756 latch plate and NL-C8757 tongue. NL-C8749 will accept only the NL-C8757 tongue. Spindles can be cut to fit special requirements.

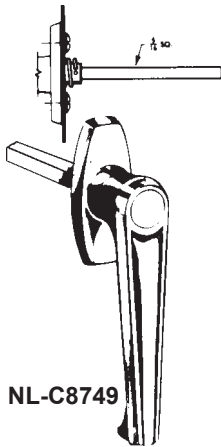
OPERATION—Key removable in both locked and unlocked positions.

KEYING—Will key together with all other disc tumbler locks using D8785 key blank.

KEY BLANK—D8785.

PACKAGING—Supplied with two keys (except NL-C8755) and mounting hardware.

FINISHES—26D-Dull Chrome.

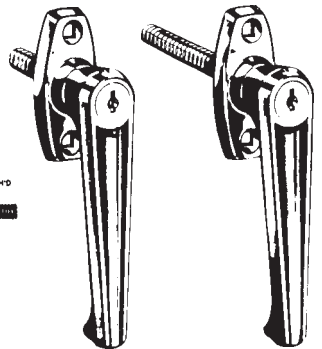
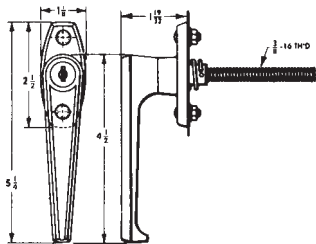


NL-C8749

CompX
NATIONAL

Stock #	Type of Mounting	Spindle Length	Direction of Turn to Open	Keyed Alike Numbers Avail.
NL-C8749-26D	Rear	4"***	90° c/cw	C415A
NL-C8751-26D	Rear	1"	90° c/cw	C413A, C415A
NL-C8754-26D	Rear	3"	90° c/cw	C413A, C415A
NL-C8755-26D*	Rear	3"	90° c/cw	—
NL-C8758-26D	Thru-the	1"	90° c/cw	C413A
NL-C8759-26D	Escutcheon	3"	90° c/cw	C413A, C415A

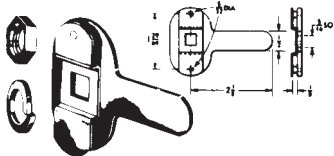
*Non-locking handle. **5/16" sq. spindle



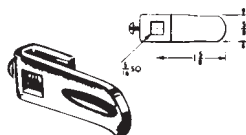
NL-C8758

NL-C8759

LATCH PLATE & TONGUE FOR ABOVE HANDLE LOCKS



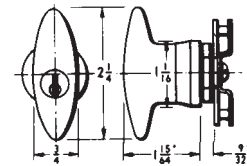

NL-C8756-2C



NL-C8757-2C

Stock No.	Description	Method of Attachment to spindle
NL-C8756-2C	3 point latch plate with tongue. Used with locking bars.	Hex nuts with lock washers threaded on spindle.
NL-C8757-2C	Single point latch tongue	Side mounted set screw

PIN TUMBLER KNOB LOCKS



NL-C8154, NL-C8155

APPLICATION—For metal cabinet doors. Reversible for R.H. or L.H. application. Latch plate is used for either in 2* or 3 point latching. (*Install with tongue pointing away from jamb.)

OPERATION—90° turn to open. Choice of key operation, see below.

KEYING—Will key together with all other pin tumbler locks using D4291 key blank except NL-C8700 series mail box locks. Available keyed different or keyed alike.

KEY BLANK—D4291.

PACKAGING—Supplied with two keys, mounting nut and screw for latch plate.

FINISHES—26D-Dull Chrome.

Stock #	Description	Max. Mat. Thick.	K.A. No.
NL-C8154-26D	Key removable in both locked /unlocked positions	1/8"	107
NL-C8155-26D	Key removable in locked position only	1/8"	107, 915

©ZIPF LOCK COMPANY

360v1 SUPER SPECIAL PRICING AVAILABLE ON ITEMS MARKED WITH ■ - SUPPLIES LIMITED - PLEASE INQUIRE.
(PL-32)


MISCELLANEOUS

WINDOW HARDWARE



Window Lock

- Spring actuated lever provides positive direct pull which pulls rails together.
- Stops rattles and drafts.
- When unlocking, lever automatically returns to opened position.
- Made from wrought steel.
- Meets design requirements of ANSI/BHMA 156.16.
- Dimensions: Base: 1-3/8" x 2-5/16"; Strike: 9/16" x 2-1/4"



Stock No. (Specify Finish)

IV-4F3

Finishes: 3

Window Lock

- Designed low to the sash for superior strength and greater resistance to breakage.
- Vertical and horizontal camming action for snug, non-rattling fit.
- Heavy gauge springs provide long-wearing action.
- Made from solid brass or aluminum.
- Meets design requirements of ANSI/BHMA 156.16.
- Dimensions:
Base: 15/16" x 2-9/16"
Strike: 5/8" x 2-9/16"



Stock No. (Specify Finish)

IV-07A Aluminum

Finishes: 3, 10B, 14, 15, 716

IV-07MB Solid Brass

Finishes: 3, 10B, 15, 15A, 26, 716

Bar Window Lift

- Facilitates opening of window in a safe manner.
- Can also be used as a drawer or utility pull.
- Made from solid brass or aluminum.
- Meets ANSI/BHMA A156.16.
- Dimensions:
Base: 1-1/8" x 4"
Projection: 1-1/16"



Stock No. (Specify Finish)

IV-026A Aluminum

Finishes: 15, 92, 716, W

IV-026MB Solid Brass

Finishes: 3, 10B, 14, 15, 716

Casement Fastener (2 sizes)

- For use on windows to provide weather-tight fastening and security.
- Also ideal for securing louvered doors and small doors.
- Made from solid brass or aluminum.
- Meets ANSI/BHMA A156.16.
- Dimensions:

IV-066


Base: 1-5/8" x 7/8"

Projection: 1-3/8"

IV-66

Base: 2-1/16" x 1-1/16"

Projection: 1-7/8"



Stock No. (w/rim, mortise, surface strikes)

IV-066A3 RS MS SS Aluminum

Finishes: 3, 5, 10B, 92

Stock No. (w/rim & mortise strikes)

IV-066A3 RS MS Aluminum

Finishes: 3

Stock No. (w/mortise strike)

IV-066B * MS Solid Brass

Finishes: 3, 10B, 15, 15A, 26, 26D

Stock No. (w/rim strike)


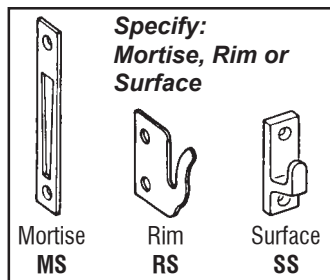
IV-066B * RS Solid Brass

Finishes: 3, 10B, 15, 15A, 26, 26D

Stock No. (w/surface strike)

IV-066B * SS Solid Brass

Finishes: 3, 10B, 15, 15A, 26, 26D



Stock No. (w/mortise strike)

IV-66B * MS Solid Brass

Finishes: 3, 10B, 15, 15A, 26, 26D

Stock No. (w/rim strike)

IV-66B * RS Solid Brass

Finishes: 3, 10B, 15, 15A, 26, 26D

Stock No. (w/surface strike)

IV-66B * SS Solid Brass

Finishes: 3, 10B, 15, 15A, 26, 26D