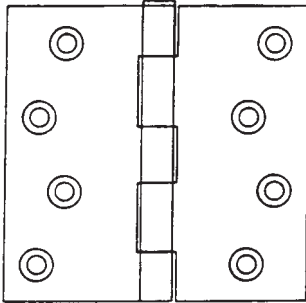


HINGES



HAGER HINGES ARE DISCONTINUED - CALL FOR CLOSEOUT PRICES

BUTT HINGES Residential



**Wrought Steel, Loose Pin,
Button Tips**

For doors of residences and apartment houses and other medium weight doors receiving infrequent service. Non-rising pin, 5 knuckles, reversible complete with screws. **Two hinges per box, sold by the box.** Plated.

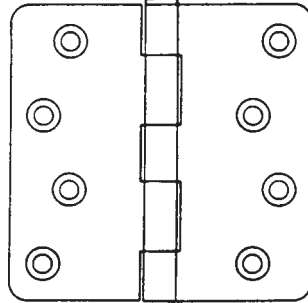
Stock No.	Finish
HH-1741 3*	Bright Brass
HH-1741 2D	Satin Brass
HH-1741 ABA	Antique Brass

*Also stock HH-1741 3 4x4 NRP

—SPECIFY SIZE—

Size, open	Screw holes	Size screws
3" X 3"	6	3/4" X 9
3-1/2" X 3-1/2"	6	3/4" X 9
4" X 4"	8	1" X 9

BUTT HINGES Residential-1/4" Radius



**Wrought Steel, Loose Pin,
Button Tips, Round Corner**

The round corner feature saves considerable time in application. Non-rising pin, 5 knuckles, reversible, complete with screws. **Two hinges per box, sold by the box.** Plated.

Stock No.	Finish
HH-RC1741 3	Bright Brass
HH-RC1741 2D	Satin Brass
HH-RC1741 ABA	Antique Brass

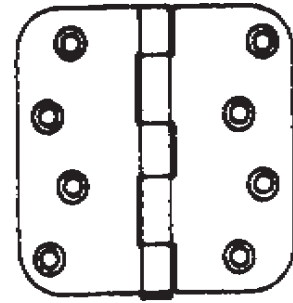
Bulk Assembled (100 per box)

RC1741 4 BULK 3.5 x 3.5
Satin Brass

—SPECIFY SIZE—

Size, open	Screw holes	Size screws
3" X 3"	6	3/4" X 9
3-1/2" X 3-1/2"	6	3/4" X 9
4" X 4"	8	1" X 9

BUTT HINGES Residential-5/8" Radius



**Wrought Steel, Loose Pin,
Button Tips, Round Corner**

The round corner feature saves considerable time in application. Non-rising pin, 5 knuckles, reversible, complete with screws. **Two hinges per box, sold by the box.** Plated.

Stock No.	Finish
HH-RC1842 2D	Satin Brass

Bulk Assembled (100 per box)

RC1841 4 BULK 3.5 x 3.5
Satin Brass

—SPECIFY SIZE—

Size, open	Screw holes	Size screws
3-1/2" X 3-1/2"	6	3/4" X 9

FULL MORTISE HINGES

PLAIN BEARING, STANDARD WEIGHT, TEMPLATE

For Wood or Hollow Metal Doors

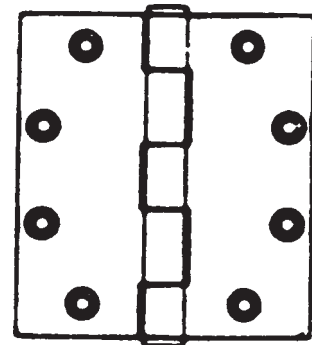
For use on medium weight doors requiring low frequency service. (Not for use with Door Closer HH-CD214.)

HH-1279 Steel with steel pin

Stock No.	Size	Finishes Available	Holes	Gauge	Hinges per Box
HH-1279	3-1/2" x 3-1/2"	3,4	6	.119	2
HH-1279	4" x 4"	3	8	.129	3
HH-1279	4-1/2" x 4-1/2"	3, 4, 10A	8	.134	3

SPECIFY FINISH AND SIZE. SOLD BY THE BOX.

FINISHES: 3 — Bright Brass 10A — Antique Bronze, Lacquered
4 — Satin Brass



Five knuckle, non-rising removable pin, button tip and plug.

Fed. Spec. FF-H-116D, Government numbers 2125, T2125, T2127, ANSI-A156.1-A8133. Furnished with screw hole location to conform to standards approved by (ANSI) A156.7-1981, hinge testing conforms to ANSI-A156.1-1981.

©ZIPF LOCK COMPANY

HINGES

HAGER HINGES ARE DISCONTINUED - CALL FOR CLOSEOUT PRICES



FULL MORTISE HINGES

BALL BEARING, STANDARD WEIGHT, TEMPLATE
For Wood or Hollow Metal Doors.

For use on medium weight doors requiring average frequency service.

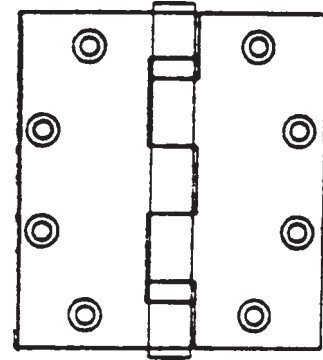
HH-BB1279 Steel with steel pin

Stock No.	Size	Finishes Available	Holes	Gauge	Hinges per Box
HH-BB1279	4" x 4"	3	8	.129	3

SPECIFY FINISH AND SIZE. SOLD BY THE BOX.

FINISHES: 3 — Bright Brass

Fed. Spec. FF-H-116D, Government numbers 2107, T2107, ANSI-A156.1-A8112. Furnished with screw hole location to conform to standards approved by (ANSI) A156.7-1981, hinge testing conforms to ANSI-A156.1-1981.



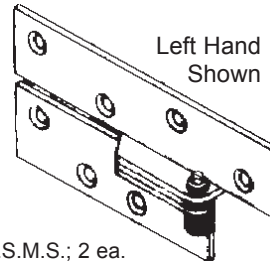
Five knuckle, two ball bearings, non-rising removable pin, button tip and plug.

REINFORCING PIVOT HINGE

Full Surface

(1 per box)

Stock No.	For use with Butt Hinge Width	Projection Centerline of Pivot to Face of Door	Door Thickness
HH-252	4"	1/2"	1-3/4"



Left Hand Shown

Handing must be specified (RH,LH).
Screw Pack Information: 8 ea. 3/4 X 1/4-20 F.H.M.S.; 8 ea. 1-1/4 X 14 F.H.S.M.S.; 2 ea. Sleeve Bolts #263 for 1-3/4" doors; 8 ea. Molly Jack Nuts #265.

NOTES:

- 1) Full surface pivots allow for 1/8" standard distance from face of door to face of frame. Shims may be used where conditions warrant.
- 2) Projection dimension is based on standard 1/4" backset of butt hinge on door. Shims may be used where conditions warrant.