

# MISCELLANEOUS

## DOOR VIEWERS



MAG is no longer in business.  
Therefore supplies are very limited.

### DOOR VIEWER

Solid Brass with Optical Glass Lens.  
Fits 1-3/8" to 2" doors. 160° Viewer,  
1/2" diameter.

**MAG-8720** Brass

## FLUSH BOLTS



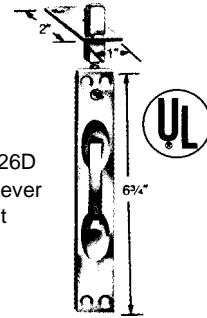
## CAL-ROYAL

### CR-MB86S

US-10B, 15, 15A, 26D  
6" Brass Flush Bolt  
1" throw

### CR-ULFB634

US3, 5, 10B, 15A, 26, 26D  
UL Listed Solid Brass Lever  
Extension Flush Bolt  
1" x 6-3/4"  
12" extension

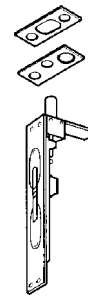


## DON-JO

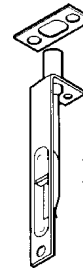
Stock No.	Finishes	Dimensions	ANSI
DJ-1555	626	6-3/4" x 1"	L14251, L14081
DJ-1557	605	6-3/4" x 1"	--
DJ-1640	605, 609, 613, 619, 620, 626	6" x 3/4"	L04201
DJ-1640R	605, 609, 619, 620, 626	6" x 3/4"	L04201



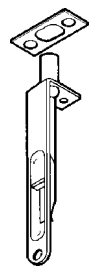
**DJ-1555**  
For Metal  
Doors



**DJ-1557**  
For Wood  
Doors



**DJ-1640**  
For Wood  
Doors



**DJ-1640R**  
For Wood  
Doors

UL Rated

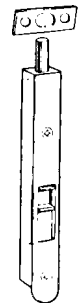
1" bolt throw  
1/2" bolt dia.

We pride ourselves on our customer service.  
We urge you to test us today and every day!

## IVES

### Manual Flush Bolt - Rounded Face Plate

- Designed with face plate rounded for simple, one-step router installation.
- Steel bolt head in nylon bushing combined with dual action spring lock to hold bolt projected or retracted provides easy, one-finger operation.
- Economically priced for the volume builder.
- Made from polished wrought brass.
- Dimensions:  
Body Size: 3/4" Wide x 6-3/4" Long x 5/8" Deep  
Strike Size: 5/8" Wide x 1-1/2" Long  
Rod Backset: 3/8"  
Diameter of Bolt Head: 5/16"  
Throw: 3/4"



**Stock No.**  
**IV-260B15**  
**Finishes:** 15

# MISCELLANEOUS

## FLUSH BOLTS

### **Manual Flush Bolt - Square Corner Face Plate**

- An exceptionally smooth working flush bolt with sharp, crisp lines.
- Double action spring design provides automatic holding of brass bolt in projected or retracted position, and assures ease of operation in conjunction with deep cup finger hole.
- Made from polished cast brass.
- Dimensions:  
 Body Size: 3/4" Wide x 4" Long x 1-1/8" Deep  
 Strike Size: 5/8" Wide x 1-1/2" Long  
 Rod Backset: 15/32"  
 Diameter of Bolt Head: 5/16"  
 Throw: 3/4"



**Stock No. (Specify Finish)**

**IV-261B**

**Finishes:** 5, 10B, 15, 15A, 26, 26D

### **Manual Flush Bolt - Square Corner Face Plate**

- An exceptionally smooth working flush bolt with sharp, crisp lines.
- Double action spring design provides automatic holding of brass bolt in projected or retracted position, and assures ease of operation in conjunction with deep cup finger hole.
- Made from polished cast brass.
- Dimensions:  
 Body Size: 3/4" Wide x 6" Long x 1-11/32" Deep  
 Strike Size: 7/8" Wide x 1-3/4" Long  
 Rod Backset: 15/32"  
 Diameter of Bolt Head: 1/2"  
 Throw: 1"



**Stock No. (Specify Finish)**

**IV-262B**

**Finishes:** 3, 5, 10B, 15, 15A, 26, 26D

### **Manual Flush Bolt - Rounded Face Plate**

- A compact flush bolt designed specifically for easy, low cost installation.
- Rounded faceplate and lip for simplified installation.
- Double action spring design provides automatic holding of brass bolt in projected or retracted position, and assures ease of operation in conjunction with deep cup finger hole.
- Made from polished cast brass.
- Dimensions:  
 Body Size: 3/4" Wide x 5" Long x 1-1/2" Deep  
 Strike Size: 5/8" Wide x 1-1/2" Long  
 Rod Backset: 15/32"  
 Diameter of Bolt Head: 5/16"  
 Throw: 3/4"



**Stock No. (Specify Finish)**

**IV-263B**

**Finishes:** 3, 5, 10B, 15, 26, 26D

### **Manual Flush Bolt - Rounded Face Plate**

- A flush bolt with radiused bottom faceplate designed specifically for simple one-step router installation.
- Double action spring design provides automatic holding of brass bolt in projected or retracted position, and assures ease of operation in conjunction with deep cup finger hole.
- Faceplate is polished solid brass; bolt is made from aluminum zinc alloy.
- Dimensions:  
 Body Size: 3/4" Wide x 6" Long x 1-7/16" Deep  
 Strike Size: 7/8" Wide x 1-3/4" Long  
 Rod Backset: 1/2"  
 Diameter of Bolt Head: 1/2"  
 Throw: 1"



**Stock No. (Specify Finish)**

**IV-265B**

**Finishes:** 3, 10B, 15, 26D

©ZIPF LOCK COMPANY

See page 446 for Cal Royal, Don Jo, Ives finish descriptions.