

MISCELLANEOUS

CABINET/CLOSET HARDWARE

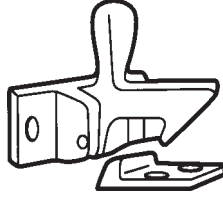
CAL-ROYAL

CR-DIFP218

US3, 5, 15, 15A, 26, 26D
 Drive in
 Finger Pull
 2-1/8" Dia.
 No nails



DON-JO



DJ-1590

Finishes: 605, 625
 Material: Cast.

IVES

4 per bag.
 Sold by the bag

Finger Pull

- Ideal for use on sliding doors.
- Easy installation.
- Made from wrought brass.
- Conforms to design requirements of ANSI/BHMA A156.9 B22201 and A156.14 D2781.
- Dimensions: Inside Cup Diameter: 3/4"; Overall Diameter: 1"; Depth: 5/16"



Stock No. (Specify Finish)
IV-218BB

Finishes: 3, 10, 15, 15A, 26

Flush Pull

- Low profile makes this pull ideal for louvered, bi-folding or wardrobe doors.
- Extra deep recess and reverse tapered grip provide for ease of pulling and gripping.
- Made from wrought brass.
- Conforms to design requirements of ANSI/BHMA A156.9 B22201 and A156.14 D2781.
- Dimensions: 1-5/16" H x 3-1/8" W x 7/16" D.

IVES



Stock No. (Specify Finish)
IV-22B

Finishes: 3, 10B, 15, 15A, 26, 26D

Flush Pull

- Ideal for use on sliding doors.
- Built-in prong design eliminates the need for screws or brads and facilitates installation.
- Packed with two escutcheon pins for added holding power.
- Made from wrought brass.
- Conforms to design requirements of ANSI/BHMA A156.9 B22201 and A156.14 D2781.
- Dimensions: Inside Cup Diameter: 2-1/8"; Overall Diameter: 2-7/16"; Depth: 7/16"

IVES



Stock No. (Specify Finish)
IV-221B

Finishes: 3, 5, 10, 10B, 15, 15A, 26, 26D

Flush Pull

- Low profile makes this pull ideal for louvered, bi-folding or wardrobe doors.
- Reverse tapered grip provide for ease of pulling.
- Made from cast brass.
- Conforms to design requirements of ANSI/BHMA A156.9 B12201 and A156.14 D1781.
- Dimensions: 3-1/8" H x 1-5/8" W x 7/16" D.

IVES




Stock No. (Specify Finish)
IV-222B

Finishes: 3, 10B, 15, 26, 26D

MISCELLANEOUS

CABINET/CLOSET HARDWARE



Stock No. (Specify Finish)
IV-223B

Finishes: 3, 10B, 15, 15A, 26

Flush Pull

- Low profile makes this pull ideal for louvered, bi-folding or wardrobe doors.
- Made from wrought brass.
- Conforms to design requirements of ANSI/BHMA A156.9 B22201 and A156.14 D2781.
- Dimensions: 3-9/16" H x 1-5/16" W x 1/2" D

Stock No. (Specify Finish)
IV-227B

Finishes: 3, 10, 10B, 15A, 26

Flush Pull

- Contoured for ease of pulling.
- Extra deep well.
- Deluxe quality.
- Made from wrought brass.
- Conforms to design requirements of ANSI/BHMA A156.9 B22201 and A156.14 D2781.
- Dimensions: 3-5/8" H x 1-3/4" W x 9/16" D

Elbow Catch

- Ideal for use on the inactive leaf of a pair of cabinet doors.
- Surface applied, making installation simple.
- Made from cast brass or cast aluminum.
- Conforms to design requirements of ANSI/BHMA A156.9.
- Dimensions:
Plate: 1-3/8" x 5/8"
Strike: 13/16" x 5/8"



Stock No. (Specify Finish)

IV-2A Aluminum
Finishes: 3, 5, 14, 15, 92, 716
IV-2MB Brass
Finishes: 10B



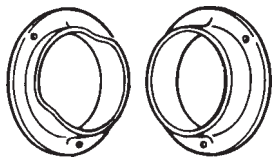
Round Knob

- Two diameters stocked: 1" and 1-1/4".
 - Made from wrought brass.
 - Furnished with a No. 8-32 machine screw, 1-1/8" long.
 - Conforms to ANSI/BHMA A156.9 B22131.
- | Model & Diameter | Projection |
|------------------|------------|
| 521 1" | 15/16" |
| 521 1 1/4" | 1-1/8" |



Stock No. (Specify Finish)

IV-521B * 1" 1" Diameter
IV-521B * 1-1/4" 1-1/4" Diameter
*Finishes: 3, 10B, 15, 15A, 26, 26D



Stock No. (Specify Finish)

IV-585F3
Finishes: 3

Closet Pole Sockets

- Flange design prevents accidental knock out of pole.
- Made from wrought steel.
- Accommodates pole or pipe with outside diameter of 1-3/8".
- Packed in pairs.

Stock No. (Specify Finish)

IV-586P
Finishes: White Plastic

Closet Pole Sockets

- Made from a heavy duty plastic for long life and extra strength.
- Single screw mounting.
- Accommodates pole or pipe with outside diameter of 1-3/8".

©ZIPF LOCK COMPANY

See page 446 for Cal Royal, Don Jo, Ives finish descriptions.

SUPER SPECIAL PRICING AVAILABLE ON ITEMS MARKED WITH ■ - SUPPLIES LIMITED - PLEASE INQUIRE.

427v2
(PL-42)