



# EXIT DEVICES

## PILFERGARD PG-10

- › Mini-Burglar Alarm.
- › Low-Cost.
- › Twin Action Horns.
- › Easily Installed.



Cylinder pictured  
NOT included.  
Order separately.



AK-PG-10

**Stock No.**    **Finish**  
**AK-PG-10**    Metallic Silver

The Pilfergard Model PG10 is an exit door alarm designed to deter the use of the secured door by sounding a twin action alarm when opened by unauthorized personnel. The alarm can be bypassed from inside or outside by the use of a key. (Requires standard mortise cylinder not supplied.) This durable surface mount unit is easily installed and is tamper-supervised with two separate tamper switches. Its test button verifies battery

## PG-21 Surface Mounted Microprocessor-controlled Door Alarm

- › Standard or Narrow stile door alarm.
- › Two selectable arming modes: Always armed or "on/off".
- › Piezo electronic 110db (at 10 feet) sweeping siren.
- › Visual magnetic alignment mode, eliminates templates.
- › Self-contained and tamper switch supervised.
- › 9v-battery powered (supplied) with low battery alert.

Cylinder pictured  
NOT included.  
Order separately.



AK-PG-21

**Stock No**        **Finish**  
**AK-PG-21 MB**    Duronodic  
**AK-PG-21 MS**    Metallic Silver

Sleek model design key-activated door alarm for use on standard size and narrow stile doors. Unauthorized use of door will cause alarm to sound and will activate the LED indicator. User selectable options include: continuous alarm, minute shutdown with auto reset and exit/entry delay. Only key carrying employees can disable the alarm; uses standard mortise cylinder (not included). (For exterior key control, an optional RIM cylinder may also be used.) Finishes: metallic silver or Duronodic.

## ACCESSORIES



**Battery Pack (6-Volt)**  
**AK-BP6**

For use with: Models AK-PG-10,  
11A, LL1 and PG20.

*Don't see what you  
need?  
Please contact us today  
for availability.*

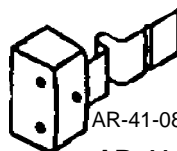


**ASSA ABLOY**

### DOGGING KEYS FOR ADAMS-RITE EXIT DEVICES

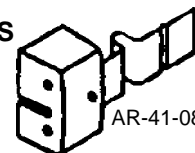


**AR-29-0480** 5/32" key size  
**AR-29-0481** 1/8" key size



AR-41-0801-01

**AR-41-0801-01** For active end of 8400/8600 bars.  
**AR-41-0801-08** For active end of 8800 bars.



AR-41-0801-08

*If you don't see the Adams-Rite you needs please contact us!!*

©ZIPF LOCK COMPANY

**339**<sub>v3</sub>  
**(PL-28)**

















# EXIT DEVICES

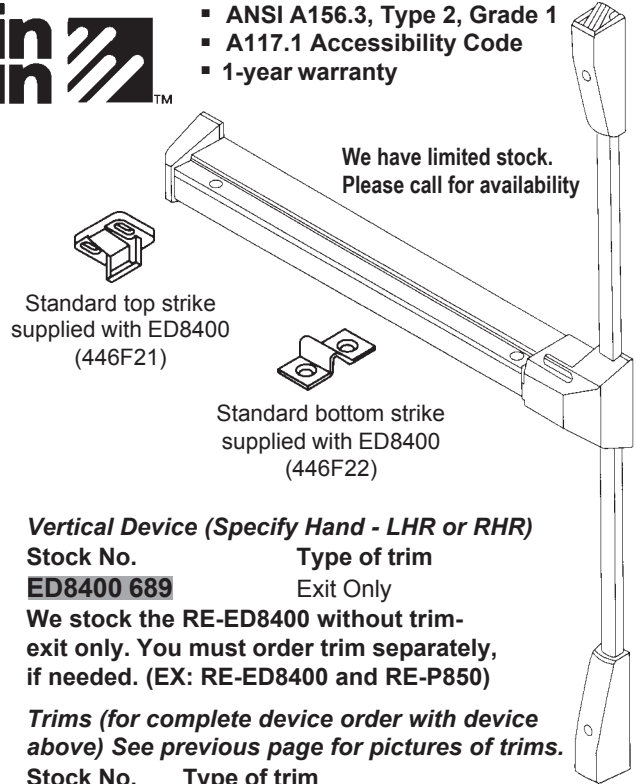


- ANSI A156.3, Type 2, Grade 1
- A117.1 Accessibility Code
- 1-year warranty

## ED8400 Series Vertical Rod Pushbar Exit Devices

▪ Heavy duty steel construction and Grade 1 performance, priced for outstanding value. Meets rigorous life safety and security requirements, while offering pleasing aesthetics and trouble-free operation. Designed for high-use, high-abuse situations, ED8000 Pushbar Exit Devices can be teamed with a variety of Corbin Russwin trims to provide desired functions, styles and finishes in new construction and renovations.

- **U.L.** listed for safety as panic hardware..
- **ANSI:** Meets A156.3, Type 2, Grade 1, and A117.1 Accessibility Code.
- **ADA:** Exit Devices, lever trims and pulls comply.
- **Handing:** Handed-SPECIFY hand **LHR** or **RHR**.
- **Fasteners:** Machine screws.
- **Bar Length:** Easily field cut to size. 36" bar fits 31" - 36" door;
- **Door Thickness:** 1-3/4".
- **Stile:** Minimum width 5".
- **Backset:** 2-3/4". Device and trim cover standard ANSI A115.2 (Type 161) cylindrical lock preparation.
- **Door Height:** All top rods easily field cut to size. Top rod for 7'6" door.
- **Projection:** 2-1/2" low profile for barrier-free access.
- **Latchbolts:** Top: 1/2" interlocking drop latch;  
Bottom: 5/8" pivoted.
- **Vertical Rods:** Inverted U-shaped rectangular.
- **Material:** Heavy duty wrought steel chassis and pushpad: steel vertical rods; aluminum bar and latch covers; stainless steel springs; nylon bearings.
- **Dogging:** Single point 1/4 turn dogging.
- **Cylinder:** Brass, 6-pin L4 keyway, 0-bitted.
- **Warranty:** One-year limited.



### Vertical Device (Specify Hand - LHR or RHR)

<b>Stock No.</b>	<b>Type of trim</b>
<b>ED8400 689</b>	Exit Only

We stock the RE-ED8400 without trim-exit only. You must order trim separately, if needed. (EX: RE-ED8400 and RE-P850)

*Trims (for complete device order with device above) See previous page for pictures of trims.*

Stock No.	Type of trim
<b>F150</b>	Flat Plate-Dummy
<b>F157</b>	Flat Plate-Nightlatch w/rim cylinder
<b>G1055</b>	Global Knob-Classroom function
<b>N655</b>	Newport Lever-Classroom Function
<b>P850</b>	Wing Pull-Dummy
<b>P857</b>	Wing Pull-Nightlatch w/rim cylinder

### Strike for Inactive Door

Stock No.	Description
<b>RE-468F30</b>	Use on inactive door of pair of doors

### Finishes

*For F150, G1055, N655 products:*

<b>612</b>	Satin Bronze
<b>613</b>	Dark Oxidized Satin Bronze oil rubbed
<b>626</b>	Satin Chrome Plated

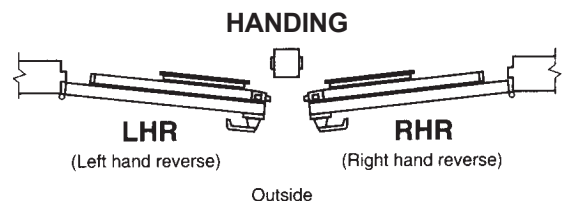
*For F157, P850, P857, 468F30 products:*

<b>689</b>	Silver Aluminum Painted
<b>690</b>	Dark Bronze Painted

### Dogging Key

Stock No.	Description
<b>RE-123F538</b>	Size: 3/16", dogging key

**Don't see what you need?  
Please contact us today for  
availability.**



SUPER SPECIAL PRICING AVAILABLE ON ITEMS MARKED WITH ■ - SUPPLIES LIMITED - PLEASE INQUIRE.

**347**v1  
(PL-28)

©ZIPF LOCK COMPANY

# EXIT DEVICES

## EXIT CONTROL LOCK

### BENEFITS—

- › Attack resistant design withstands over 2200 lbs. of outside pull force.
- › Proven durability and reliability at a reasonable price.
- › Reduces employee and customer theft.
- › Easy to install.
- › Time tested construction resists attack from the inside.
- › Easy to see if lights go out.
- › Meets UL Listed Panic Hardware 988N-Grade 3
- › 10-year limited warranty.

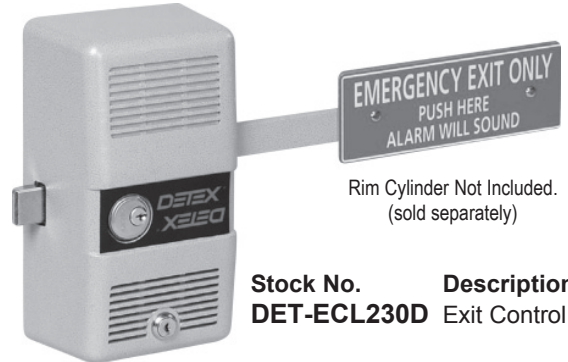
The ECL-230D is a code compliant, battery operated, rugged dead bolt panic device with steel plate and photo-luminescent sign providing managed security and a 100 decibel alarm for secondary exits.

**FEATURES—**When armed, pressing the exit bar retracts the deadbolt and sounds the alarm to allow exit. Locking and unlocking the dead bolt always arms and disarms the alarm. Resetting the alarm can only be accomplished with a control key. 100 decibel alarm powered by one standard 9 volt battery (included). 1" throw, saw resistant deadbolt. Rugged housing with key lock. Corrosion resistant alloy lock body. Non handed.

**FOR NARROW STILE DOOR ORDER THE BACK PLATE KIT DET-ECL475K.** (shown below)



Meets ADA Requirements



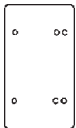
Rim Cylinder Not Included.  
(sold separately)

**Stock No.**      **Description**  
**DET-ECL230D**    Exit Control Unit

### SPECIFICATIONS

- SIZE:** 10-3/8" H x 5-3/4" W x 3-3/4" D (lock case)  
3-1/8" H x 12-7/8" W (push plate and bar)
- PADDLE:** 3" H x 8-7/8" L. Florescent orange.
- DOOR THICK.:** 1-3/4" to 2-1/4". Minimum door with of 20".
- DOOR STILE:** Minimum 5-3/4" with ECL-437K strike.  
For narrow stile door order optional kit  
DET-ECL-475K. Fits max. stile of 1-7/8"
- BACKSET:** For door preparation of 2-3/4"
- CYLINDER:** Accepts 5-pin though 7-pin standard and I/C rim cylinders (not included). Sold seperately.
- STRIKES:** 1ea ECL437K Adjustable Surface (standard)  
1ea ECL439K Mortise Strike Plate Kit.
- FINISH:** Die-cast aluminum alloy housing with Corvel Detex Silverado finish. Florescent orange paddle.

## MISCELLANEOUS



**DET-ECL475K**  
Decorative Back  
Plate Kit for use on  
narrow stile doors.



**DET-ECL435K**  
Adjustable surface keeper. "L" & "Z"  
bracket for double door applications.



**DET-PP5572-15**  
Replacement Cover Lock.

**REMEMBER: If you don't see what you need,  
please contact us with your requirements.**

# EXIT DEVICES

## EAX-500 SERIES EXIT

### BENEFITS—

- › Low-cost, self-contained door alarm with piezo horn that sounds to warn unauthorized use of a door or gate.
- › Secure, tamper resistant housing.
- › Quick, easy installation saves time and money.
- › 3-year limited warranty.

The EAX-500 Series is designed for applications requiring an alarmed exit device on secured doors. The alarm, with approximately 100dB, will sound when an unauthorized exit occurs. The EAX-500 with its redesigned shape and smaller size make it the ideal choice for quick and easy installations on emergency exit and restricted doors.

**FEATURES—**Patented plastic template allows for foolproof alignment of internal magnetic door contact and accurate installation. Tapered cover allows for installation on narrow stile doors, 2" minimum. Intelligent circuit sensed the external magnet location automatically and sets the correct door handing. Patented cam assembly automatically adjusts for different sizes of cylinders without use of spacers. Alarm can only be silenced proper control key. Extended bypass (now a standard feature) allows alarm to remain bypassed when door is open and automatically rearm upon door closing. Modern graphics on cover to demonstrate key rotation and operation. 100dB piezo alarm. 9VDC battery operated with low battery alert. LED visual and audible arming indicators. Field selectable 2-minute auto rearm, if desired. Field selectable status indicators, if desired.



Mortise Cylinder  
not included - order  
seperately

**DETEX**<sup>®</sup>  
Life Safety and Security Door Hardware

**Stock No.**      **Description**  
**DET-EAX-500**   Surface Door Mount

### PHYSICAL SPECIFICATIONS:

**Dimensions:** 2.10"W x 2.375"D x 7.70"L

**Housing:** Grey finish polymer case

**Battery:** 9V Energizer battery included

**Warning Sign:** 1 ea red and white pressure sensitive sign reading "EMERGENCY EXIT ONLY ALARM WILL SOUND". (11" x 3-3/8")

**Cylinder: (not included)**

Alarm accepts 5, 6, and 7 pin standard and interchangeable core mortise cylinders with a standard Yale cam for inside control. Rim cylinder required for outside control.

## We can do the keying for you...



**KEYING ALIKE**  
**MASTER KEYING**  
**GRAND MASTER KEYING**  
**PROTECTO KEYING**  
**CONSTRUCTION KEYING**  
**and INTERCHANGEABLE CORES**

**Do your own keying? We can help there too!**  
**Check pages 387-401 for keying kits and keying accessories.**

# EXIT DEVICES

## NON-HANDED RIM DEVICE MO-19-R SERIES

## FALCON (Formerly Monarch)

UL Listed  
ANSI A156.3, 1994, Grade 1



The Monarch 19-R Series Rim Device meets the demand for superior panic hardware. This durable economical device is designed to meet the needs for modern touchbar styling by eliminating the need for lever arms and crossbars. This non-handed device covers a 161 cutout and may be used on 1-3/4" narrow stile aluminum doors. The "EO" (exit only) device is ready to accept any trim function pictured on next page.

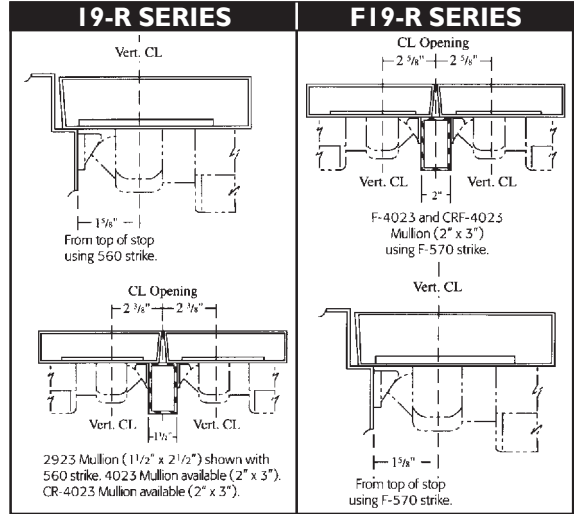
**EXIT ONLY**—(Pictured above)

<b>Stock No.</b>	<b>Door Width</b>
<b>MO-19-R-EO 3'</b>	For 2' 5" to 3' 0" wide doors (Short)
<b>MO-19-R-EO 4'</b>	For 2' 11" to 4' 0" wide doors (Long)

**FINISHES:** SP28(MAL) Lacquer Sprayed Aluminum  
SP313(M13) Sprayed Duranodic

**We have a limited supply in the SP313 finish at GREAT closeout prices. Call for availability today.**

**TO ORDER, SPECIFY:** Device Stock No. and Finish.  
Trim Stock No. and Finish (if trim is needed)



See next page for trims and accessories.

### SPECIFICATIONS:

**Hand:** Non-Handed.

**Functions:** All functions built into "EO" device. All 19 Series trim works with rim or vertical devices.

**Finishes:** SP28-Lacquer Sprayed Aluminum; SP313-Sprayed Duranodic.

**Strikes:** 560 standard.

**Latchbolt:** Stainless steel, 3/4" throw.

**Deadlocking Latchbolt:** Standard.

**Dogging Feature:** 1/2 turn cam dogging standard. No threaded parts to wear out.

**Stock Sizes:** Short—2' 5" to 3' 0" wide doors; Long—2' 11" to 4' 0" wide doors

**Doors:** 1-3/4" thick, wood or metal. Other sizes are special order only.

**Overall Length:** Short: 30-1/2", Long: 44-1/8". (19-R add 3/4" for latchbolt projected)

**Narrow Stile Door:** Must order optional strike **MO-565** x finish. Also see NOTE.

**Projection:** 2-1/2" maximum: 1-7/8" dogged.

**Fasteners:** All mounting screws are concealed. Furnished with machine screws.

**Sex Bolts:** 3-#4122 (1/4-20) SNB standard.

**ANSI:** Certified ANSI A156.3-1994 Grade 1 standards.

**161 Cutout:** Device covers 161 cutout with KIK/KIL, Centron and Trident trims. Other trim requires cover plate.



**NOTE:** When using on narrow stile glass doors order the 4' (long) bar and cut down to size required.

### FIRE RATED SPECIFICATIONS: (Same as above unless listed below)

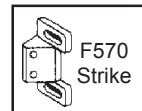
**Strikes:** Stainless steel, F570 standard.

**Stock Sizes:** Short—2' 5-1/4" to 3' 0" wide doors.

**Dogging:** Not available.

**Projection:** 2-1/2" maximum.

**Fasteners:** All mounting screws are concealed. Furnished with machine screws and SNB.

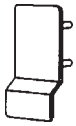


# EXIT DEVICES

## TRIMS—For 19 Series

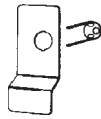
# FALCON

(Formally Monarch)



Trident Pull  
**MO-920DT\***  
(Old# 1953DT)  
SP28, SP313

\*Specify Hand:  
LHR or RHR



Trident Pull  
**MO-920NL\***  
(Old# 1955P)  
SP28, SP313



Centron Trim  
**MO-930C**  
(Old# 2302)  
SP28



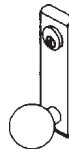
Centron Trim  
**MO-930NL**  
(Old# 2305)  
SP28, SP313



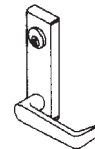
T-Control  
**MO-910TP**  
(Old# 1906RVL)  
SP28, SP313



P-Control  
**MO-910NL**  
(Old# 1909)  
SP313

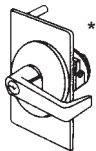


K-Control  
**MO-911K**  
(Old# 1907RVL)  
SP28, SP313




L-Control  
**MO-912L** LHR or RHR  
(Old# 1910RVL, 1910RR)  
SP313

Specify  
Hand



Key-in-lever  
**MO-914KIL-KD\***  
(Old# 2400KD)  
US-32D, SP313

\*Field Reversible Handing  
Cylinders included on  
MO-914 and MO-913  
Schlage C keyway



Key-in-knob  
**MO-913KIL-KD\***  
(Old# 2410KD)  
US-32D

### FUNCTION:

Keyed trims lock or unlock trim. Lever/knob/thumbturn retracts latchbolt when trim is unlocked.

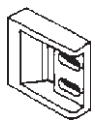
### CYLINDERS NOT INCLUDED

### FINISHES:

**SP28** (MAL) Lacquer Sprayed Aluminum  
**SP313** (M13) Sprayed Duranodic  
**US-32D** Satin Stainless Steel

Trim, Strikes, Cover Plates with finishes in BOLD have limited supplies. If you don't see what you need, please contact us for availability.

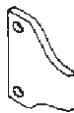
## STRIKES—Specify Finish



Rim Strike  
**MO-565**  
SP28, SP313



Rim Strike  
**MO-570**  
32D



Rim Strike on  
Double Doors  
**MO-571**  
SP28, SP313

## COVER PLATES—Specify Finish



**MO-4167** SP313  
For 19 Series T and DT control



**MO-4170** SP28, SP313  
For 19 Series K, L, DT-K, DT-L  
control

## HEX KEY—



**MO-2789** 7/32" Hex key for 19 Series.



# EXIT DEVICES

## VON DUPRIN

### 22 SERIES TOUCH BAR EXIT DEVICE

UL Listed  
ANSI A156.3, 2001, Grade 1



**VD-227**  
Dogging Key  
Size: 5/32"

Stock No.	Description
<b>VD-22EO 3'</b>	EXIT ONLY (2'6" to 3' wide doors)

**FINISHES:** SP28 Sprayed Aluminum

#### DESCRIPTION —

22 rim device for all types of single and double doors with mullion, UL Listed for accident hazard installations. Covers most stock hollow metal doors with 161 cutouts. Fits 1-3/4" or 2-1/4" doors.

**FEATURES:** •Non-handed •Field sizeable •3/4" throw latch bolt •Latch bolt deadlocking •Hex key dogging.

**DIMENSIONS:** •Touch bar height to finished floor—39-13/16" at center •Touch bar projection, neutral—3-3/4", depressed—3" •Center case—4-1/4" x 2-3/8" x 1-1/2" •Minimum door stile: 3-13/16".

**STRIKE:** Device is furnished standard with 299 strike in dull black finish.

**FINISHES:** SP28 Sprayed Aluminum

### 22 SERIES SURFACE MOUNTED VERTICAL ROD

UL Listed  
ANSI A156.3, 1994, Type 2, Grade 1 *Discontinued, Call for closeout price.*

Stock No.	Description
<b>\$VD-2227EO 3' SP313</b>	EXIT ONLY (2'6" to 3' wide doors)
<b>\$VD-2227EO 4' SP313</b>	EXIT ONLY (3'1" to 4' wide doors)

Uses same trims as 22 Series touch bar at left.

#### DESCRIPTION —

2227 surface mounted vertical rod device for all types of single or double doors, UL Listed for accident hazard installations. Covers stock hollow metal doors with 161 cutouts and fits door stiles as narrow as 3-5/8". Fits 1-3/4" or 2-1/4" doors.

**FEATURES:** •Non-handed •Field sizeable •5/8" throw latch bolt •Latch bolt deadlocking •Hex key dogging.

**DIMENSIONS:** •Touch bar height to finished floor—39-13/16" at center •Touch bar projection, neutral—3-3/4", depressed—3" •Center case—4-3/16" x 2-3/8" x 2-3/4" •Top & bottom latch case—4-1/2" x 2-1/8" x 1-1/2" •Vertical Rods—1/2" square tubing. Max. door undercut: 1/4" •Minimum stile: 3-5/8".

**STRIKE:** Device is furnished standard with 248L-4, 304L and 299 strikes in dull black finish.

**FINISH:** SP-313 Sprayed Dark Bronze (Duronodic)

©ZIPF LOCK COMPANY

### 22 SERIES EXIT DEVICE TRIMS (Optional)

Rim Cylinder Not Included      Mortise Cylinder Not Included



**VD-230DT**  
Pull only.  
3" x 12-1/16"



**VD-230NL**  
Key retracts  
3" x 12-1/16"



**VD-230TP**  
Key unlocks  
3" x 12-1/16"



**VD-210DT**  
Pull only.  
5-3/4" x 4-25/32"



**VD-210NL**  
Pull with cylinder  
Key retracts  
latchbolt  
5-3/4" x 4-25/32"



**VD-230L**  
Key unlocks  
lever  
3" x 6-3/8"

If you don't see the  
what you need,  
please contact us  
for availability.

# EXIT DEVICES

## VON DUPRIN

33 Series limited supply. Please call for availability. We can special order any 33 Series you may need.

### 33A SERIES TOUCH BAR EXIT DEVICE

*For Narrow Stile Doors (Aluminum, etc)*

UL Listed  
ANSI A156.3, 2001, Grade1 **\$-Discontinued, Call for closeout price.**



**Stock No.** **\$VD-33EO 3' US3**  
**Description** EXIT ONLY (2'6" to 3' wide doors)

**FINISHES:** US-3 Polished Brass

#### DESCRIPTION —

33A rime device for all types of single and double doors with mullions, UL Listed for Panic Exit Hardware. Device is non-handed, and fits doors with stiles as narrow as 1-3/4"

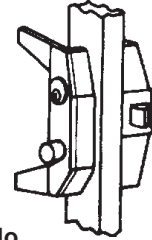
**FEATURES:** •Non-handed •Field sizeable •Deadlocking 3/4" throw latch bolt •Hex key dogging.

**DIMENSIONS:** •Touch bar height to finished floor—39-13/16" at center •Touch bar projection, neutral—3-13/16", depressed—3-1/16" •Center case—8-3/16" x 2-3/16" x 1-9/16" •Minimum door stile: 1-3/4".

#### TRIMS — (Optional)



Rim Cylinder  
Not Included



**Stock No.**  
**\$VD-336NL 26D**

NL-Night latch.  
Key retracts latchbolt.

**FINISHES:**  
US-26D Dull Chrome

**Stock No.**  
**\$VD-333NL/TP US3**

NL-Push button operates with key only.

TP-Key locks push button  
Function determined at installation.  
Both cams furnished.

**FINISHES:**  
US-3 Polished Brass

**STRIKE:** Device is furnished standard with 1439 strike in dull black finish.

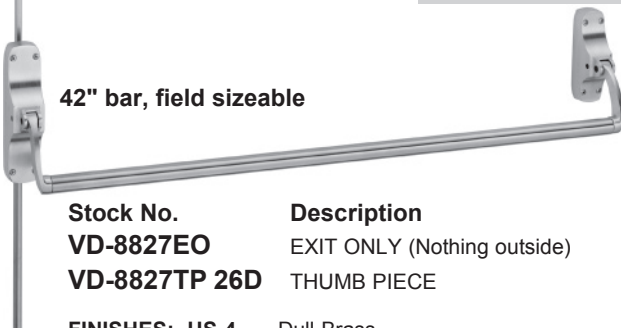


**VD-227**  
Dogging Key  
Size: 5/32"

### 88 SERIES SURFACE MOUNTED VERTICAL ROD

UL Listed  
ANSI A156.3, 1994, Grade1

88 Series limited supply. Please call for availability. We can special order any 88 Series you may need.



42" bar, field sizeable

**Stock No.** **VD-8827EO**  
**Description** EXIT ONLY (Nothing outside)

**Stock No.** **VD-8827TP 26D**  
**Description** THUMB PIECE

**FINISHES:** US-4 Dull Brass  
US-26D Dull Chrome



**VD-227**  
Dogging Key  
Size: 5/32"

Rim Cylinder  
Not Included  
order separately



**TP**  
Key locks  
thumb piece

#### DESCRIPTION —

8827 surface mounted vertical rod device is for all types of single and double doors, UL Listed for accident hazard installations. Covers stock hollow metal doors with 86 or 161 cutouts and fits door with stiles as narrow as 3-1/2". Fits 1-3/4" thick doors

**FEATURES:** •Fully reversible •Field sizeable •5/8" throw latch bolt •Hex key dogging.

**DIMENSIONS:** •Cross bar height to finished floor—36-13/16" •Cross bar projection, neutral—4-7/8", depressed—4" •Cross bar length—42" field sizeable •Lock stile case—8-1/4" x 2" x 15/16" •Hinge stile case—6" x 1-3/4" x 15/16" •Cross bar tubing—1" •Top and bottom latch cases—4" x 2" x 1-7/8" •Vertical rod—1/2" tubing •Up to 7' high doors.

**STRIKE:** Device is furnished standard with 299 (in dull black), 248L-4 and 304L.

**FINISHES:** US-4 Dull Brass  
US-26D Dull Chrome

©ZIPF LOCK COMPANY

See page 354 for descriptions of strikes

353<sub>v1</sub>  
(PL-28)



# EXIT DEVICES

## VON DUPRIN

### 99 SERIES TOUCH BAR EXIT DEVICE

UL Listed  
ANSI A156.3, 2001, Grade 1



#### DESCRIPTION —

99 rim device for all types of single and double doors with mullion, UL Listed for Panic Exit Hardware. Covers stock hollow metal doors with 86 or 161 cutouts on single doors. Fits 1-3/4" and 2-1/4" thick doors

**FEATURES:** •Non-handed •Field sizeable •Deadlocking 3/4" throw latch bolt •Hex key dogging.

**DIMENSIONS:** •Touch bar height to finished floor—39-13/16" at center •Touch bar projection, neutral—3-13/16", depressed—3-1/16" •Center case—8" x 2-3/4" x 2-3/8".

**STRIKE:** Device is furnished standard with 299 strike in dull black finish.



Stock No.  
**VD-99EO 3' 28**

Description  
EXIT ONLY (2'4" to 3' wide doors).

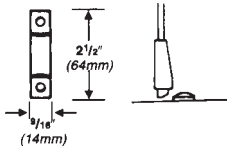
Please call for trims, if needed.

**VD-227**  
Dogging Key  
Size: 5/32"

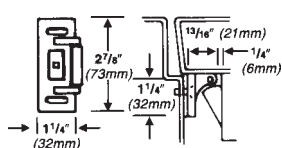
FINISHES: **US-28** Anodized Aluminum

## VON DUPRIN

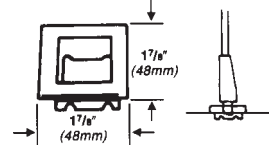
### SPECIFICATIONS FOR STRIKES FURNISHED IN EXIT DEVICES



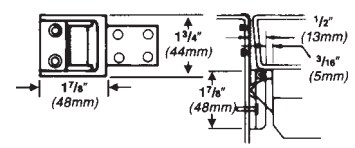
**248L-4**  
Projection: 3/8"



**299**  
Projection: 13/16"

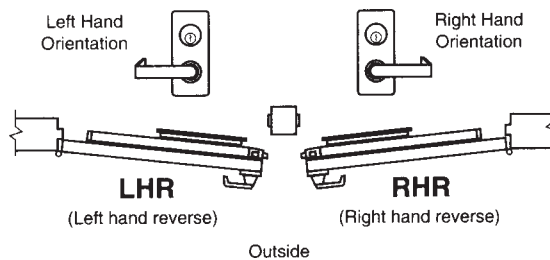


**304L**  
Mortise: 13/16"



**1439 Blade Stop**  
Projection: 1/2"

### EXIT DEVICE HANDING CHART



We pride ourselves on our customer service.  
We urge you to test us today and every day!