

MISCELLANEOUS

DOOR GUARDS



- Solid Bar Door Guard is for use on doors that are flush with frames.
- The solid bar, interlocking with the ball on the strike plate, permits the door to be slightly opened to allow viewing.
- The hinged bar allows the door guard to be positioned 180° away from the door when not in use.
- Edge guard, furnished with cast brass door guards, minimizes the chance for marring the door or frame.
- Strike plate is designed to prevent the solid bar from marring the inside of the door when in use.
- Easy installation.
- Meets ANSI/BHMA A156.16.
- Made from cast brass or cast aluminum.
- Packed with sheet metal screws.
- Dimensions of Cast Brass Door Guard: Strike Plate: 2-5/8" x 1-1/32"; Holder: 1-3/4" x 1-1/16"; Arm Length: 4-3/4"; Edge Guard: 1-1/8" x 1-1/32"
- Dimensions of Cast Aluminum Door Guard: Strike Plate: 2-1/2" x 7/8"; Holder: 2-1/2" x 15/16"; Arm Length: 3-13/16".



Stock No. (Specify Finish)

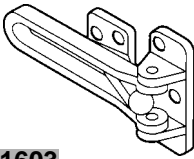
IV-482A Cast Aluminum

Finishes: 3, 5, 26, 26D

IV-482B Cast Brass

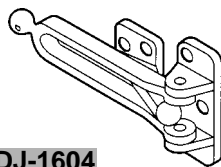
Finishes: 3, 10B, 15, 26, 26D

DON-JO



DJ-1603

Finishes: 605, 625, 626
Material: Aluminum. Edge protector included (1" x 1" x 1/2").
ANSI L33042.

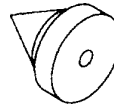


DJ-1604

Finishes: 605, 625, 626
Material: Brass. ANSI L13042.

DOOR SILENCERS

CAL-ROYAL



CR-DSM21

Rubber Door Silencer.
1/2" Dia. 11/16"
Length. For metal frames
(Sold in bags of 25)



CR-DSW85

Rubber Door Silencer.
3/8" x 3/4" Base, 3/4" length. For wood frames
(Sold in bags of 25)

DOOR VIEWERS

CAL-ROYAL



160° Door Viewer
1/2" Bore

CR-DV90 (plastic lens)
US3, 15

See next page for
Cal Royal Digital Viewer



Door Viewer
9/16" Bore

CR-DV180 180° (plastic lens)
US3, 5, 10B, 15, 26

CR-ULDV200* 200° (glass lens)
US3, 26, 26D
*UL Listed

One-Way Wide Angle Viewer

- 190° Angle of View.
- Lens projects 1/4" from face of door.
- 4 optical glass lenses.
- For doors 1-3/8" to 2-1/8" thick.
- Solid brass body and barrel.
- Simple installation — only a 9/16" hole required.
- Conforms to ANSI/BHMA A156.16 L23172 and L23222.
- Suggested installation height: 60" from floor.

One-Way Viewer

- 120° Angle of View.
- **IV-700B** for doors 1-3/8" to 2-1/16" thick.
- **IV-701B** for doors 2-1/8" to 2-5/8" thick.
- **IV-U701B** for doors 2-1/8" to 2-5/8" thick.
- Secure, tamper-resistant.
- Solid brass body; glass lens.
- Simple installation — only a 1/2" hole required.
- Suggested installation height: 60" from floor.
- Conforms to ANSI/BHMA A156.16 L23173.

Stock No. (Specify Finish)

IV-701B

Finishes: 4, 10B, 26D



Stock No. (Specify Finish)

IV-698B

Finishes: 3, 26D, 716



Stock No. (Specify Finish)

IV-700B

Finishes: 4, 26D

Stock No. (Specify Finish)

IV-U701B U.L. Listed 90 minute fire doors

Finishes: 4, 10B, 26D

©ZIPF LOCK COMPANY

See page 446 for Cal Royal, Don Jo, Ives finish descriptions.

SUPER SPECIAL PRICING AVAILABLE ON ITEMS MARKED WITH ■ - SUPPLIES LIMITED - PLEASE INQUIRE.

431 v2
(PL-42)

MISCELLANEOUS

DOOR VIEWERS

CAL-ROYAL

Features-

- Fully integrated digital camera and LCD display
- Quick and easy installation
- No wiring necessary
- Clear large image
- Easy operation
- Convenient for children & elderly
- Provides additional privacy



Outside



Inside

CR-ELECDDV180

Finishes: Silver, Dark Bronze, Gold

Specifications-

Door Thickness: 1-3/8" x 2-1/4"
Bore: 1"
LCD Display Size: 3.5: TFT
Camera Resolution: 0.3 Mega Pixels CMOS
Camera Viewing Angle: 180o
LCD Unit Base Dimension: 3-3/8" H x 5-1/2" W
LCD Unit Top Dimension: 3-1/4" x 4-1/4" W

LCD Unit Projection: 1"
Viewer Lens Material: Brass material door viewer in US10B Oil Bronze to match Dark Bronze, US26D Satin Chrome to match Silver, US3 Polished Brass to match Gold Finishes.
Power: 4 x 1.5VDC (AA Batteries included)
Finishes: Silver, Dark Bronze, Gold

The Electronic Digital Door Viewer (ELECDDV180) is an innovative product designed to replace conventional peephole door viewers with an electronic video system that delivers on-demand and high quality images. This avoids caller from the outside seeing any movement from the inside when they come knocking. Unwanted callers can be ignored or screened without them knowing there are people inside. Ensures that your privacy is protected.

The ELECDDV180 provides an expanded field of view from a comfortable viewing distance. It is fast and easy to install into new construction or retrofit to existing doors and requires no external wiring. The 3.5 inch LCD monitor mounts on the inside of the door and provides a large, clear view. The high resolution color camera is mounted into the door and delivers a sharp image.

A simple press of a button produces a live video image of the entire area outside of the door and is displayed on the LCD monitor. The ELECDDV180 installs in just a few minutes using a standard power drill. The battery life is approximately 1500 X 15-second viewing cycles. In normal operation, the batteries last for one year.

The ELECDDV180 adds value to your home, condo or apartment units not only for its high-tech appeal but also for the added security and precaution you can take compared to conventional door viewers.

It comes in Gold, Silver and Dark Bronze finishes to complement or match the finishes on your door and/or door hardware.

Electronic Digital Door Viewer w/Camera (Built-in Infrared Camera for Low Light Applications)

FEATURES:

- 2 GB SD Memory Card included.
- Set the time and date on pictures
- Built-in Door Bell with three volume options- High, Low or Off.
- Preprogrammed in 7 languages - English, Spanish, Japanese, German, French, Russian, Turkish.
- 3.5" LCD screen and a .3 Megapixel Camera.
- Infrared Camera for low light applications
- Easy to install - 5/8" hole required.
- 4 AA batteries included.
- Adjustable Auto-Power off setting - 10, 20, 30 seconds or off.
- Take and Record photos and video !!! Photos are stored as Jpg files and Videos are stored as Mp4 files.
- Available in Black, Champagne or Silver.



Outside



Inside

SV-2

Finishes: Black, Champagne or Silver

Door Bell Feature-

When a visitor presses the door bell button on the door viewer camera, the door bell will ring inside the room. At the same time, the screen inside the door will turn on automatically to show the outside images and will last for 20 seconds before turning itself off. ALSO, if programmed, the camera will take a photo of the visitor and the photo will be stored on the memory card in case the host is out, so as to check the visitor's identity or use the information for security purposes.

To Check Outside and Take Photos or Videos-

When viewing outside with this product, photos and videos has no sound. When viewing outside with this product, photos and videos can be taken at the same time when the appropriate buttons are pressed. All video has no sound.

©ZIPF LOCK COMPANY

MISCELLANEOUS

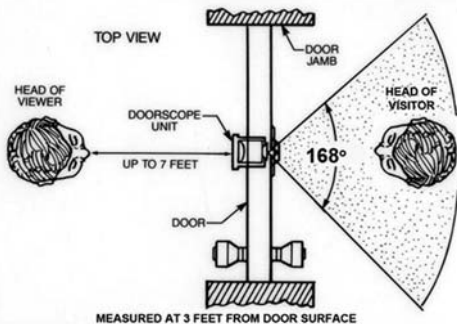
DOOR VIEWERS

WHAT IS DOOR SCOPE?

A revolutionary patented, high-tech, high quality security product which virtually eliminates the conventional peephole. With Door Scope, you don't have to approach the door nor strain to see visitors through a peephole anymore., Door Scope provides you with a sharp, clear image of the outside visitor up to seven feet away from inside your door.

FEATURES

- Provides 168 degree wide-angle view
- Viewable from up to 7 feet inside your home
- Quick, accurate and reliable identification of all visitors
- Durable and maintenance free
- Inexpensive
- Easy installation
- **Actual image supposed to be reversed**



FIRE RATED

(Tested by Warnock Hersey)

Testing Standard:

CANS104(1985):NFPA 252(2008):UL 10(c) (2001): UL10(C)(2009)

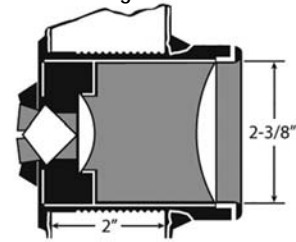
DS/1000 (Plastic Model) 20 Minutes

DOOR SCOPE

The Revolutionary New Optical Security Instrument
SECURITY AT A GLANCE



Schematic Diagram of Cross Section



Stock No.

DS-1000 FB

DS-1000 MG

DS-1000 MB

Finish

Brass color


Grey color



Black color

ABS Plastic Body

ABS Plastic Body

ABS Plastic Body



THE LOOKS		
Imprint on products	1-800-574-7267 DOOR SCOPE MADE IN KOREA	Usually none or made in China sticker
Image through viewer	A sharp, clear, accurate bright image	Foggy and blurred images
Image through outside	Image dispersion system completely blocks peeping from outside	Unable to block peeping from outside
Lighting requirements	Uses an SCR-Filter to get an image at night time in minimum light conditions	Not able to get an image at night time Requires maximum lighting conditions
Installation	Preassembled system for one-step easy installation and eliminates potential error	Three-step assemble system, requires high carpenter skills
Sealing	Pressure sealed prism set prevents permeating of moisture and dust	Easy to get moisture and dust through prism head
Fire Test	20 minutes reate on DS-1000 models	NONE

WARNING FROM THE FACTORY-

Please don't be cheated by buying imitation products which are illegally produced and imported from China. You will only waste your money with the copied products, because the quality of imitation products on the market are awfully poor. The following chart shows the differences.

See page 446 for Cal Royal, Don Jo, Ives finish descriptions.

MISCELLANEOUS

DOOR VIEWERS



MAG is no longer in business.
Therefore supplies are very limited.

DOOR VIEWER

Solid Brass with Optical Glass Lens.
Fits 1-3/8" to 2" doors. 160° Viewer,
1/2" diameter.

MAG-8720 Brass

FLUSH BOLTS



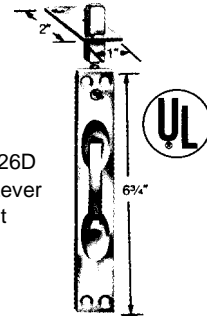
CAL-ROYAL

CR-MB86S

US-10B, 15, 15A, 26D
6" Brass Flush Bolt
1" throw

CR-ULFB634

US3, 5, 10B, 15A, 26, 26D
UL Listed Solid Brass Lever
Extension Flush Bolt
1" x 6-3/4"
12" extension

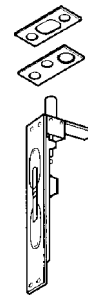


DON-JO

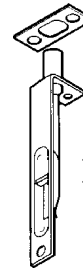
Stock No.	Finishes	Dimensions	ANSI
DJ-1555	626	6-3/4" x 1"	L14251, L14081
DJ-1557	605	6-3/4" x 1"	--
DJ-1640	605, 609, 613, 619, 620, 626	6" x 3/4"	L04201
DJ-1640R	605, 609, 619, 620, 626	6" x 3/4"	L04201



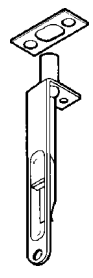
DJ-1555
For Metal
Doors



DJ-1557
For Wood
Doors



DJ-1640
For Wood
Doors



DJ-1640R
For Wood
Doors

UL Rated

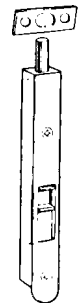
1" bolt throw
1/2" bolt dia.

We pride ourselves on our customer service.
We urge you to test us today and every day!

IVES

Manual Flush Bolt - Rounded Face Plate

- Designed with face plate rounded for simple, one-step router installation.
- Steel bolt head in nylon bushing combined with dual action spring lock to hold bolt projected or retracted provides easy, one-finger operation.
- Economically priced for the volume builder.
- Made from polished wrought brass.
- Dimensions:
Body Size: 3/4" Wide x 6-3/4" Long x 5/8" Deep
Strike Size: 5/8" Wide x 1-1/2" Long
Rod Backset: 3/8"
Diameter of Bolt Head: 5/16"
Throw: 3/4"



Stock No.
IV-260B15
Finishes: 15