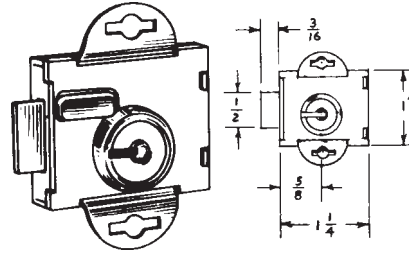
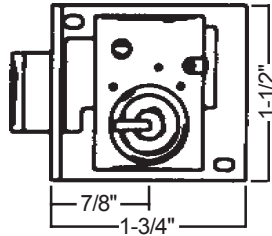


# MAIL BOX LOCKS



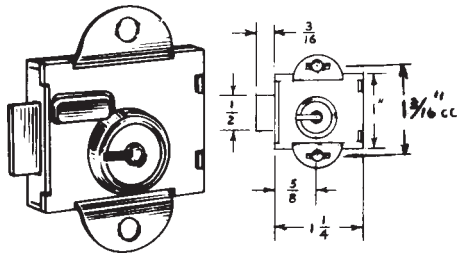
**Stock No.**  
B25389

**Description**  
3 lever Steel



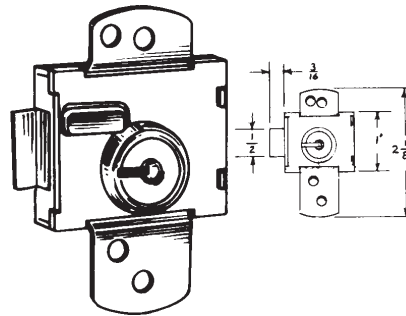
**Stock No.**  
LOR-1600

**Description**  
3/16" Bolt Throw



**Stock No.**  
LOR-1675

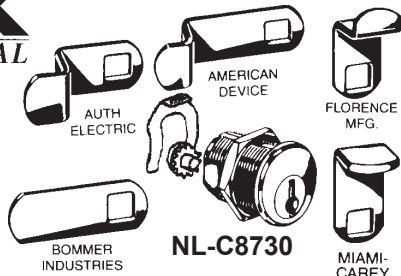
**Description**  
3/16" Bolt Throw For Couch



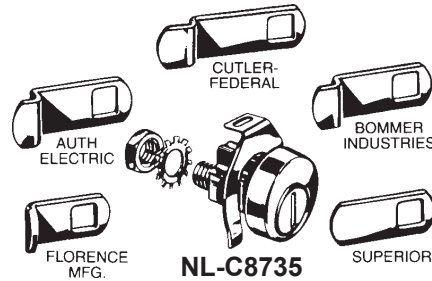
**Stock No.**  
LOR-1650

**Description**  
3/16" Bolt Throw

## Pin Tumbler "Multi-Cam"™ Mail Box Locks



**NL-C8730**



**NL-C8735**

This lock meets U.S.P.S. specification #L-1172 and drawing #1003833 for NDCBU and CBU applications.

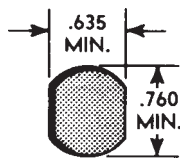
**APPLICATION**—Interior architectural mail boxes used in apartments, condominiums, schools, lobbies. **Nut or clip mounted.**

**OPERATION**—90° counter-clockwise cam turn to open. Key removable in locked position only.

**KEYING**—Available keyed different only.

**KEY BLANK**—D4291.

**PACKAGING**—Supplied with selection of five cams, two keys, mounting nut, mounting clip and cam screw.



**MOUNTING HOLE FOR ALL LOCKS**

**APPLICATION**—Exterior pedestal-mounted neighborhood boxes. Has keyway dust shutter for lock protection. **Clip mounted.**

**OPERATION**—90° clockwise cam turn to open. Key removable in locked position only.

**KEYING**—Available keyed different only.

**KEY BLANK**—D4291.

**PACKAGING**—Supplied with selection of five cams, three keys, mounting clip, cam locking nut.

Stock No.	Installation	Direction of Turn to Open	Key Blank
NL-C8730-14A	Architectural Mail Box Fronts	90°c/cw	D4291
NL-C8735-14A	Door of Pedestal Mounted Neighborhood Boxes	90°cw	D4291

©ZIPF LOCK COMPANY