


# MISCELLANEOUS


## BALL LATCHES



### CR-BC97


US3, 5, 10B, **15A**  
Adjustable Ball Catch  
(2-1/4" x 1") w/full lip round  
corner strike plate (w/screws)

## CAL-ROYAL



### CR-DIB1

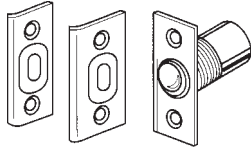
US3, 5, 10B, 15, **15A**, 26, **26D**  
Adjustable Drive in Ball Catch w/full  
lip round corner strike plate.  
(w/screws)



### CR-NBC110

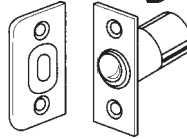
US3, 5  
Ball Catch  
(5/8"D x 3/4"W x 2-1/4"L).  
For doors 1-3/8" thick  
Non adjustable. (w/screws)

## DON-JO



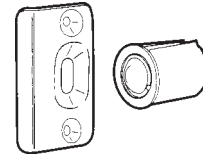
### DJ-1712

**Finishes:** 605, 613, 620, 626  
**Dimensions:** 2-1/8" x 1"; **Material:** Cast  
Brass. Packed with narrow and wide  
strike. Adjustable



### DJ-1714

**Finishes:** 605, 609  
**Dimensions:** 2-1/4" x 1"; **Material:** Cast  
Aluminum. Packed with full lip round  
corner strike.



### DJ-1716

**Finishes:** 605, 609, 619, 620, 626  
**Dimensions:** 1"; **Material:** Cast Brass.  
Drive-in ball catch.

## IVES

### Roller Catch

- Smooth, positive latching action insured by powerful conical spring.
- Durable nylon roller insures quiet operation.
- Adjustable tension. Adjustments can be varied from 4 to 17 lbs. of holding power making possible a wide range of door performance.
- Easily installed on thin doors.
- Full lip style strike designed for simplified mortising.
- Made from wrought brass or wrought steel.
- Packed with sheet metal screws.
- Conforms to ANSI/BHMA A156.16 L27081 for brass and L87081 for steel.
- **Dimensions:**  
Face Plate: 2-1/4" x 7/8"  
Bore: 13/16" x 1-3/4"  
Strike: 2-1/4" x 1-5/8" Lip 1-13/16" to center



### Stock No. (Specify Finish)

**IV-335B** Brass

**Finishes:** 3, 5, 10B, 15, **15A**, 26, **26D**

### Adjustable Ball Catch

- Ideal for cabinets and small interior doors.
- Free rolling ball insures smooth, positive and trouble-free action.
- Adjustable threaded barrel compensates for various door clearances.
- Adjustable spring tension.
- Made from wrought brass.
- Conforms to ANSI/BHMA A156.9 B23013.
- **Dimensions:**  
Face Plate: 1-1/2" x 3/4"  
Bore: 9/16" x 1"  
Strike: 1-1/2" x 25/32". Lip 13/32" to center

## IVES



### Stock No. (Specify Finish)

**IV-345B**

**Finishes:** 3, 5, 10, **10B**, 15, **15A**, 26, **26D**

©ZIPF LOCK COMPANY

**424**<sub>v2</sub>  
(PL-42)

See page 446 for Cal Royal, Don Jo, Ives finish descriptions.

SUPER SPECIAL PRICING AVAILABLE ON ITEMS MARKED WITH ■ - SUPPLIES LIMITED - PLEASE INQUIRE.

# MISCELLANEOUS

## BALL LATCHES



### Dual Adjustable Ball Catch

- For catch in jamb installations.
- Dual adjustment for door clearance and holding strength.
- Narrow strike is designed for use where strike is mounted in door.
- Free rolling ball insures smooth, positive and trouble-free action.
- Adjustable threaded barrel compensates for various door clearances.
- Adjustable spring tension.
- Made from wrought brass.
- Conforms to ANSI/BHMA A156.9 B23013.
- Dimensions:  
Face Plate: 2-1/8" x 1"  
Bore: 7/8" x 1-3/8"  
Strike: 2-1/8" x 1-1/16". Lip 9/16" to center



Stock No. (Specify Finish)

**IV-346B**

Finishes: 3, 10B, 15, 15A, 26, 26D

### Dual Adjustable Ball Catch

- For catch in door installations.
- Dual adjustment for door clearance and holding strength.
- Lip strike is designed for use where strike is mounted in jamb.
- Free rolling ball insures smooth, positive and trouble-free action.
- Adjustable threaded barrel compensates for various door clearances.
- Adjustable spring tension.
- Made from wrought brass.
- Conforms to ANSI/BHMA A156.9 B23013.
- Dimensions:  
Face Plate: 2-1/8" x 1"  
Bore: 7/8" x 1-3/8"  
Strike: 2-1/8" x 1-3/8". Lip 7/8" to center




Stock No. (Specify Finish)

**IV-347B**

Finishes: 3, 5, 10, 10B, 15, 15A, 26, 26D

### Ball Catch

- For catch in jamb installations.
- Radiused corners allow easy installations with a router.
- Dual adjustment for door clearance and holding strength.
- Narrow strike is designed for use where strike is mounted in door.
- Free rolling ball insures smooth, positive and trouble-free action.
- Adjustable threaded barrel compensates for various door clearances.
- Adjustable spring tension.
- Made from wrought brass.
- Conforms to ANSI/BHMA A156.9 B23013.
- Dimensions:  
Face Plate: 2-1/8" x 1"  
Bore: 7/8" x 1-3/8"  
Strike: 2-1/8" x 1-1/16". Lip 9/16" to center



Stock No. (Specify Finish)

**IV-348B**

Finishes: 3, 10B, 15, 26, 26D

### Ball Catch

- For catch in door installations.
- Radiused corners allow easy installation with a router.
- Dual adjustment for door clearance and holding strength.
- Lip strike is designed for use where strike is mounted in jamb.
- Free rolling ball insures smooth, positive and trouble-free action.
- Adjustable threaded barrel compensates for various door clearances.
- Adjustable spring tension.
- Made from wrought brass.
- Conforms to ANSI/BHMA A156.9 B23013.
- Dimensions:  
Face Plate: 2-1/8" x 1"  
Bore: 7/8" x 1-3/8"  
Strike: 2-1/8" x 1-3/8". Lip 7/8" to center



Stock No. (Specify Finish)

**IV-349B**

Finishes: 3, 5, 10, 10B, 15, 15A, 26, 26D, 716

©ZIPF LOCK COMPANY

See page 446 for Cal Royal, Don Jo, Ives finish descriptions.

SUPER SPECIAL PRICING AVAILABLE ON ITEMS MARKED WITH ■ - SUPPLIES LIMITED - PLEASE INQUIRE.

425v2  
(PL-42)