

ABUS

7" Home Video Surveillance Touch Screen Set An App makes live video surveillance convenient when out-and-about

TECHNICAL INFORMATION-

Item no.:	TVAC16000C
Rechargeable battery running time:	1.5 h
Rechargeable battery type:	Li-Ion polymer battery, 3.7 V / 1800 mA
Number of IR LEDs:	25
Resolution:	640 x 480 pixels
Image sensor:	1/4" CMOS
Focal length:	3,6
Input:	RJ45
Frequency:	2.4 GHz
Wireless range:	approx. 325 ft (clear sight line)* m
Horizontal angle of view:	60 °
IR cut filter:	Yes
Max. operating temperature:	122°F
Min. operating temperature:	14°F
Modulation:	FHSS FM / AM
Monitor:	7" LCD
Range of night vision function:	Max. 26 feet m
IP protection class:	66
Transmission power:	15 +/-2 dBm
Sensitivity:	-80 dBm
DC voltage supply:	5 V
Storage medium:	SD card, max. 32 GB
OSD language:	German, English, Spanish, Dutch, French, Portuguese, Italian, Danish, Polish, Swedish
Power consumption:	max. 800 mA mA
Transmission channels:	4
Certifications:	FCC

STANDARD DUTY-M Series

- ANSI A156.2, Series 4000, Grade 2
- U.L. and c.U.L. listed for use on 3 hour, A label or lesser doors.



BALL(BD)
US-26D

<u>Function</u>	<u>Knob No.</u>	<u>Operation</u>
CLASSROOM	MK17	Latch by knob/lever either side except when key locks outside knob/lever. Key will unlock knob/lever.

To Order, Specify:

Function: **MK17** Classroom
 Design: **BD** Ball
 Finish: **US-26D** Satin Chrome
 *Latch: **234** 2-3/4" Backset
 *Please specify backset required.

SPECIFICATIONS

DOOR THICKNESS: 1-3/8" to 1-3/4"
BACKSET: 2-3/8", 2-3/4"
BORE: 2-1/8" x 7/8"
ROSE: 2-9/16"
KEYWAY: Arrow "A" drilled for 6 (pinned for 5)
FINISHES: **US-26D** Satin Chrome

©ZIPF LOCK COMPANY

ARROW



D60 SERIES GRADE 1 - EXTRA HEAVY DUTY INTERCHANGEABLE CORE DEADLOCKS

ANSI A156.5, Grade 1

- Same features as D60 Series above.

SPECIFICATIONS

DOOR THICKNESS: 1-3/8" to 1-3/4"
BACKSET: 2-3/4"
BOLT THROW: 1"
BORE: 2-1/8"
KEYWAY: Uses interchangeable core (not included-order separately)
FINISH: **US-26D** Satin Chrome



D61-IC Single Cylinder

Core pictured not included. See page 107 for cores.

DB60 SERIES GRADE 2 LOW PROFILE DEADLOCKS

ANSI A156.36, Grade 2

- Grade 2 Commercial Deadlock
- **Schlage C keyway standard.** 6-pin, keyed to 5-pin
- Attractive low profile deadlock
- 1" throw, brass deadbolt w/hardened free spinning steel pin insert

SPECIFICATIONS

DOOR THICKNESS: 1-3/8" to 2"
BACKSET: Adjustable 2-3/8" - 2-3/4"
BOLT THROW: 1"
BORE: 2-1/8"
KEYWAY: Schlage C drilled for 6 (pinned to 5)
FINISH: **605** Bright Brass
630 Satin Stainless Steel



DB61 Single Cylinder

E60 SERIES GRADE 2 HEAVY DUTY DEADLOCKS

ANSI A156.5, Grade 2

- Two piece housing with free spinning outer ring
- Concealed screws on double cylinder function
- Full 1/4" steel thru-bolts
- 1" throw, solid steel deadbolt w/hardened steel pin
- 2 strikes supplied, one for steel frame, one for wood frame

SPECIFICATIONS

DOOR THICKNESS: 1-3/8" to 1-3/4"
BACKSET: 2-3/8", 2-3/4"
BOLT THROW: 1"
BORE: 2-1/8"
KEYWAY: Arrow "A" drilled for 6 (pinned to 5)
 E61, E62 in 3 & 26D also available with "C"
FINISH: **US-3** Polished Brass
US-5A Antique Brass (E61)
US-26D Satin Chrome



E61 Single Cylinder
E62 Double Cylinder

KEY BLANKS



K5A-50-BR

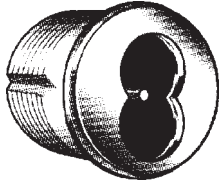
ARROW



ASSA ABLOY

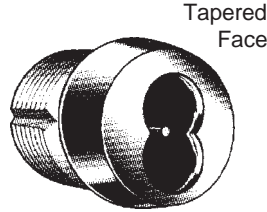
FINISHES: US26D Satin Chrome

INTERCHANGEABLE CORE CYLINDERS (Less Cores)



MORTISE CYLINDER

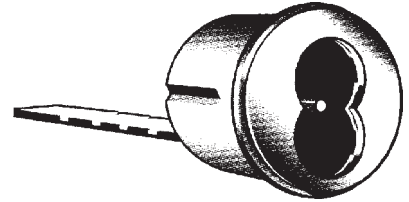
AR-C16CR-16 1-1/8" 6 pin
AR-C16CR-27 1-1/4" 6 or 7 pin
 FINISH: US-26D: w/001 Standard Cam



Tapered Face

MORTISE CYLINDER

AR-C16CRT-27 1-1/4" 6 or 7 pin
 w/Adams Rite Cam
 FINISH: US-26D



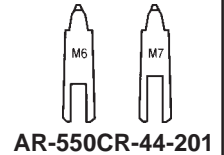
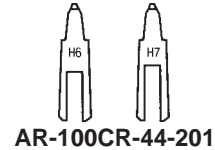
RIM CYLINDER

AR-C16RCR-16 6 pin
AR-C16RCR-27 6 or 7 pin
 FINISH: US-26D

INTERCHANGEABLE CORE

TAILPIECE ASSEMBLIES

AR-100CR-44-201* 6/7 pin tailpiece assembly for "H" Series IC
AR-550CR-44-201 6/7 pin tailpiece assembly for "MK" Series IC
 *Will not fit 15 and 19 functions.



UNCOMBINATED CORES



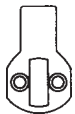
Stock No.	Description
AR-100CR-UC-	6 pin core
AR-7100CR-UC-	7 pin core

Keyways stocked:

ARROW: 1D
 BEST: AB, BB, DB, EB, FB, GB, HB, JB, KB, MB

TO ORDER CORE, SPECIFY: Stock No. + Keyway Code + Finish = AR-7100CR-UC-AB 26D

INTERCHANGEABLE CORE PARTS



AR-001



AR-AM2

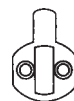


AR-004

N Series, Exit
 Devices, Alarms



AR-006
 Schlage



AR-18
 Adams Rite

MORTISE HOUSING PARTS

Stock No.	Description
AR-3-48 X 3/16	Cam Set Screw
AR-C16CR-122	Washer
AR-C16CR-121A	Adaptor Assembly - 7 pin

©ZIPF LOCK COMPANY

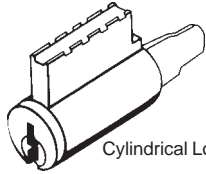
ARROW



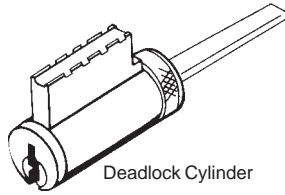
ASSA ABLOY

REPLACEMENT CYLINDER PACKS IN COMPETITIVE KEYWAYS

Discontinued - call for closeout prices



Cylindrical Lock Cylinder



Deadlock Cylinder

Each pack contains:
1 brass cylinder, 2 brass key blanks-(5 pin), and Appropriate tailpiece(s)

CYLINDER PACKS—

Pack No. **Description**

PK96C D60 & E60 Series, except double cyl. 1-3/8" or 1-3/4" door

PK96DC D60 & E60 Series, double cyl. 1-3/8" or 1-3/4" door

PK100C H, ML, MK Series, Knob or Lever Lock

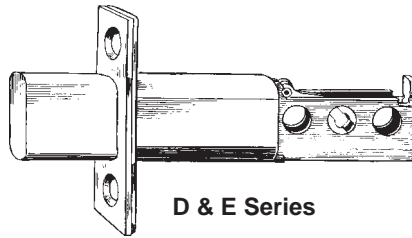
KEYWAYS: A(Arrow); CS(C keyway); ES(E keyway)

FINISHES: US-4 or US-26D


TO ORDER:

Specify	<u>Pack No.</u>	<u>Keyway</u>	<u>Finish</u>
	PK100C	CS	US-4

LATCHES



D & E Series



H & M Series

ARROW	2-3/8" Square Face	2-3/8" D.I.	2-3/4" Square Face	2-3/4" D.I.
D & E Series	ZL-334 (141)	ZL-336 (145)	ZL-335 (142)	ZL-337 (146)
H & Q Series Latch			\$ZL-421* (160)	
H & Q Series Deadlatch			ZL-298* (161)	
MK Series Latch	ZL-349 (101)			
MK Series Latch (1-1/8" Face)			ZL-350* (104)	
MK Series Deadlatch	ZL-99 (111)	\$ZL-320 (115)		ZL-321 (116)
MK Series Deadlatch (1-1/8" Face)			ZL-100* (114)	
MK Series Deadlatch (UL)			ZL-363* (124)	
ML & L Lever Series Latch (UL)	\$ZL-564 (271)		\$ZL-565* (274)	
ML & L Lever Series Deadlatch (UL)	ZL-566 (281)		ZL-567* (284)	

*Has 1-1/8" wide face.

\$Discontinued, call for closeout prices.

©ZIPF LOCK COMPANY

EXIT DEVICES

S1250 SERIES RIM EXIT DEVICE

- ANSI/BHMA A156.3, Grade 1
- ANSI A117.1 Accessibility Code



ASSA ABLOY

Available by special order only.

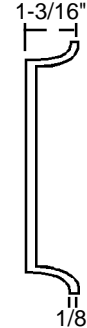
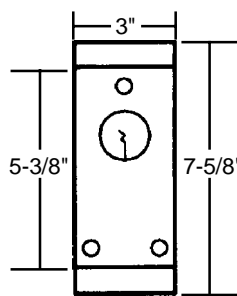
S1250 SERIES RIM EXIT TRIMS



Stock No. **Finish**
AR-S1250 AL Aluminum Enamel

Specifications

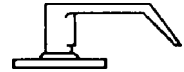
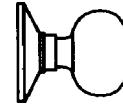
For Doors: Wood or hollow metal 1-3/4" thick.
Stile: 4-1/2" minimum stile.
Covers: Non-ferrous alloy.
Chassis: Non-ferrous alloy.
Rail Assembly: Steel.
Rail Size: Furnished standard for doors up to 36".
 Can be cut down to accommodate 32" doors
End Cap: Metal.
Handing: Reversible.
Latch Bolt: 3/4" throw, stainless steel.
Strike: S38 strike, surface applied, standard for S1250. Not for fire exit hardware.
Dogging: Hex type key standard.
 Cylinder dogging by special order only.
UL/CUL Listed: For for accident hazard (panic) standard.
Cylinder: Brass Material. SR & TA trim supplied standard with cylinder.
Finish: AL - Aluminum Enamel



Trim is furnished with mortise nuts and screws for 1-3/4" doors. Covers 161 cutout.

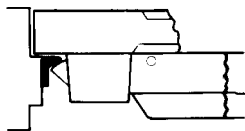
DESCRIPTION	Stock No.	Finish
Blank Plate(no pull)	AR-SF01	AL
Pull w/o cyl. or hole	AR-SF02	AL or BRZ
Pull with cylinder	AR-SF12	AL or BRZ

•Specify Stock No. and Finish when ordering.

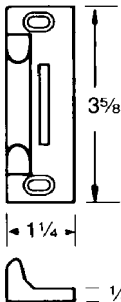


DESCRIPTION	Stock No.	Stock No.
Passage	—	AR-SR01
Storeroom	AR-TA12	AR-SR12
Storeroom-IC	—	AR-SR12-IC
Classroom	AR-TA17	AR-SR17
Classroom-IC	—	AR-SR17-IC

•Available in 26D-Dull Chrome finish only
 IC=Interchangeable core. Furnished less core.



Minimum Stile Requirements
 Single Door
 4-1/2" MIN. STILE



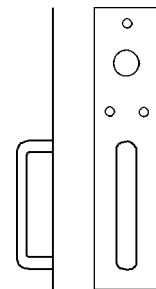
The S38 strike is the standard strike that is included in the S1250 Rim Exit Device.

Surface Applied
 Nylon Coated

DON-JO

PULL PLATE FOR S1250

DJ-7015 ARROW 630
 Stainless steel finish. Pull with cylinder hole. Cylinder not included. Plate is 3" x 13-1/2"



If you don't see the Arrow you need, please contact us. We can special order any items not shown and get to you quick.